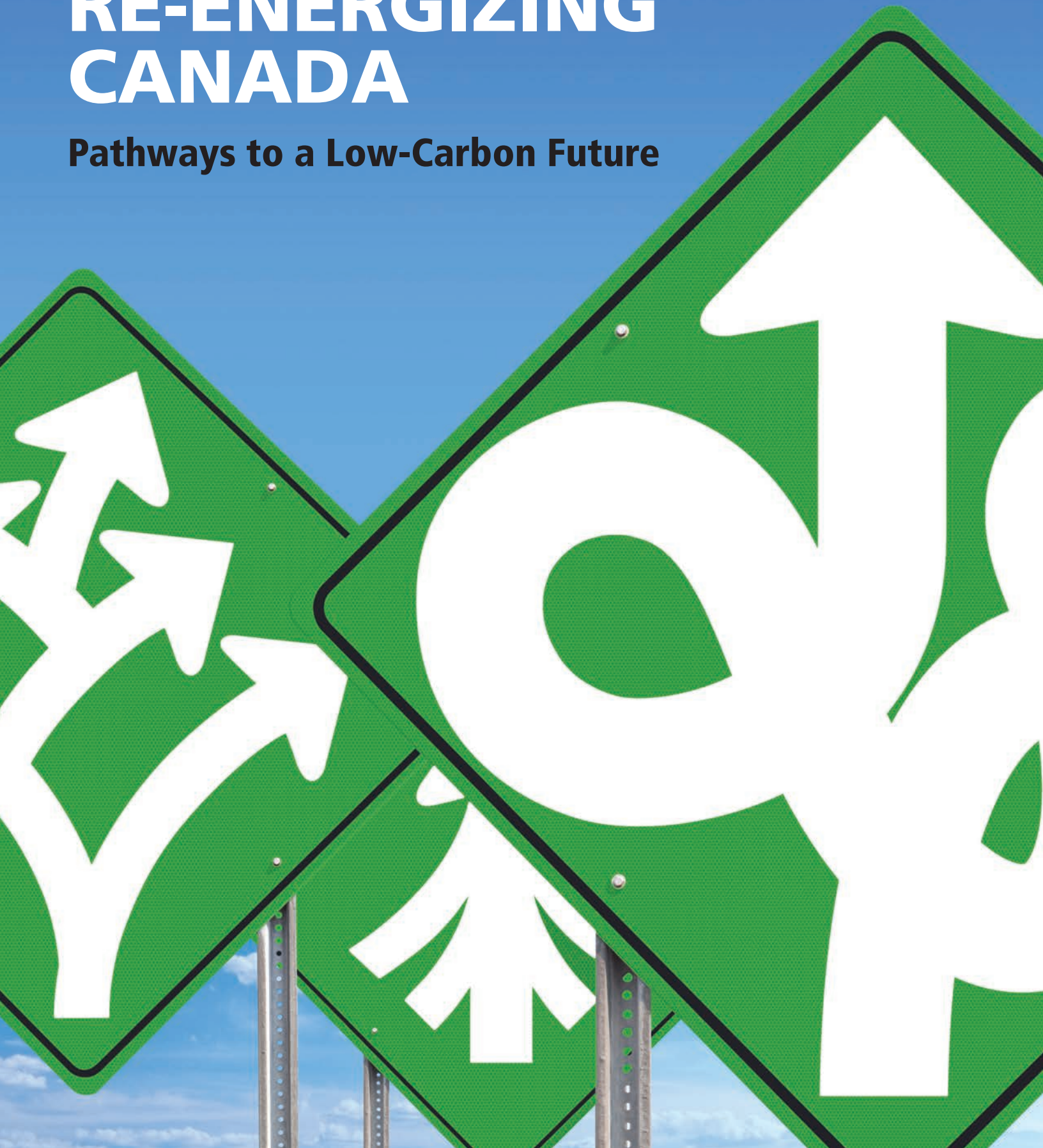


RE-ENERGIZING CANADA

Pathways to a Low-Carbon Future



Lead Authors

Potvin, Catherine, McGill University; Burch, Sarah, University of Waterloo; Layzell, David, University of Calgary; Meadowcroft, James, Carleton University; Mousseau, Normand, Université de Montréal; Dale, Ann, Royal Roads University; Henriques, Irene, Schulich York University; Margolis, Liat, University of Toronto; Matthews, H. Damon, Concordia University; Paquin, Dominique, Ouranos Consortium on Regional Climatology and Adaptation to Climate Change; Ramos, Howard, Dalhousie University; Sharma, Divya, McGill University; Sheppard, Stephen, University of British Columbia; Slawinski, Natalie, Memorial University

Other Contributing Researchers

Aitken, Sally, University of British Columbia; Anctil, François, Université Laval; Berkes, Fikret, University of Manitoba; Bernstein, Steven, University of Toronto; Bleau, Nathalie, Ouranos Consortium on Regional Climatology and Adaptation to Climate Change; Boulet, Benoit, McGill University; Brown, Bryson, University of Lethbridge; Byrne, James, University of Lethbridge; Calvert, John, Simon Fraser University; Creed, Irena, Western University; Cunsolo, Ashlee, Memorial University; Davidson, Debra, University of Alberta; Dyck, Bruno, University of Manitoba; Entz, Martin, University of Manitoba; Etcheverry, José, York University; Etzion, Dror, McGill University; Fenech, Adam, University of Prince Edward Island; Ferguson, Grant, University of Saskatchewan; Gates, Ian, University of Calgary; Hall, Matthew, University of Prince Edward Island; Haley, Brendan, Dalhousie University; Hoffmann, Matthew, University of Toronto; Hoicka, Christina, York University; Holden, Meg, Simon Fraser University; Huang, Gordon, University of Regina; Jegen, Maya, Université du Québec à Montréal; Jodoin, Sébastien, McGill University; Kahane, David, University of Alberta; Kemper, Allison, Ryerson University; Lantz, Van, University of New Brunswick; Larter, Stephen, University of Calgary; Leclair, Jean, Université de Montréal; Lucotte, Marc, Université du Québec à Montréal; Lysack, Mishka, University of Calgary; Mabee, Warren, Queen's University; McCurdy, Patrick, University of Ottawa; Mauro, Ian, University of Winnipeg; Mkandawire, Martin, Cape Breton University; Messier, Christian, Université du Québec en Outaouais; Morency, Catherine, Polytechnique Montréal; Napoleon, Val, University of Victoria; Oakes, Ken, Cape Breton University; Otto, Sarah, University of British Columbia; Perl, Anthony, Simon Fraser University; Potvin, André, Université Laval; Rayner, Jeremy, University of Saskatchewan; Rivers, Nicholas, University of Ottawa; Robinson, John, University of Toronto; Sadorsky, Perry, York University; Stoddart, Mark, Memorial University; Sylvester, Shauna, Simon Fraser University; Teelucksingh, Cheryl, Ryerson University; Tremblay, Hugo, Université de Montréal; Vasseur, Liette, Brock University; Villeneuve, Claude, Université du Québec à Chicoutimi; Vizina, Yvonne, University of Saskatchewan; Walters, Bradley, Mount Allison University.

FOREWORD	4
WISDOM OF AN ELDER	6
1. THE TRANSITION CONTEXT	7
2. TOWARDS LOW-CARBON ENERGY SYSTEMS	9
2.1 About energy systems	9
2.2 Energy supply and demand	10
2.3 Interprovincial differences	11
2.4 Brief review of modeling studies that explore low-carbon energy pathways	13
2.5 A major transformation of energy sources	14
2.5.1 Increasing energy efficiency and conservation	14
2.5.2 Electrifying with low-carbon electricity	15
FOR DISCUSSION 1: Minimizing environmental and biodiversity impacts	17
FOR DISCUSSION 2: Energy self-production: Challenges and opportunities	18
2.5.3 Low-carbon alternative fuels	19
3. INTERNATIONAL ECONOMIC COMPETITIVENESS	22
3.1 The energy transition's effect on competitiveness	22
3.2 Nurturing innovation	23
3.2.1 Sectors where Canada could lead	25
3.3 Financing the low-carbon energy transition	26
3.4 Addressing employment	27
4. GOVERNING THE LOW-CARBON ENERGY TRANSITION	28
4.1 Taking stock of the current low-carbon policy landscape	28
4.2 Characteristics of low-carbon energy governance	32
FOR DISCUSSION 3: Defining appropriate roles in multi-level energy governance	33
4.3 Policy frameworks	34
5. ACCELERATING THE LOW-CARBON ENERGY TRANSITION	36
5.1 First Field of Action: Re-imagining the movement of people and goods	36
5.2 Second Field of Action: Cities as sustainability laboratories	37
5.3 Third Field of Action: Supporting energy innovation in Indigenous communities	41
5.4 Fourth Field of Action: Engaging with industry, including oil and gas	42
5.4.1 Addressing energy demand in heavy industry	42
5.4.2 Transforming Canada's oil industry	42
FOR DISCUSSION 4: The oil and gas industry: Tensions and ongoing debate	44
5.4.3 Reducing fugitive emissions	45
6. THE JOURNEY	46
6.1 Preparing the journey	46
6.1.1 Co-creating a vision	46
6.1.2 Adapting institutional arrangements	46
6.2 Early implementation	48
6.2.1 Navigating low-carbon energy pathways	48
6.2.2 The transition as a low-carbon development strategy	49
6.3 Towards deep decarbonisation: The importance of evaluation and adapting best practices	50
6.4 Regarding Natural Resources Canada: Allocating sufficient resources	51
CONCLUSION: ENERGY FOR A LOW-CARBON FUTURE	52
ACKNOWLEDGEMENTS	53
ANNEX I: CALCULATION OF AGGREGATE PROVINCIAL/TERRITORIAL GHG EMISSIONS IN 2030 AND 2050	53
ANNEX II: PROCESS	54
REFERENCES	55

FOREWORD

Sustainable Canada Dialogues (SCD) is a country-wide network of over 80 scholars who volunteer their time to identify positive solutions that overcome obstacles to sustainability and climate change mitigation. An initiative of the UNESCO-McGill Chair for Dialogues on Sustainability, SCD has members from every province and represents many disciplines across engineering, sciences and social sciences.

As a network, SCD seeks to motivate change and help Canada embark on the necessary transition towards a low-carbon economy, given our collective responsibility to protect future generations from the consequences of climate disruption and steer the course of economic and social development towards sustainability.

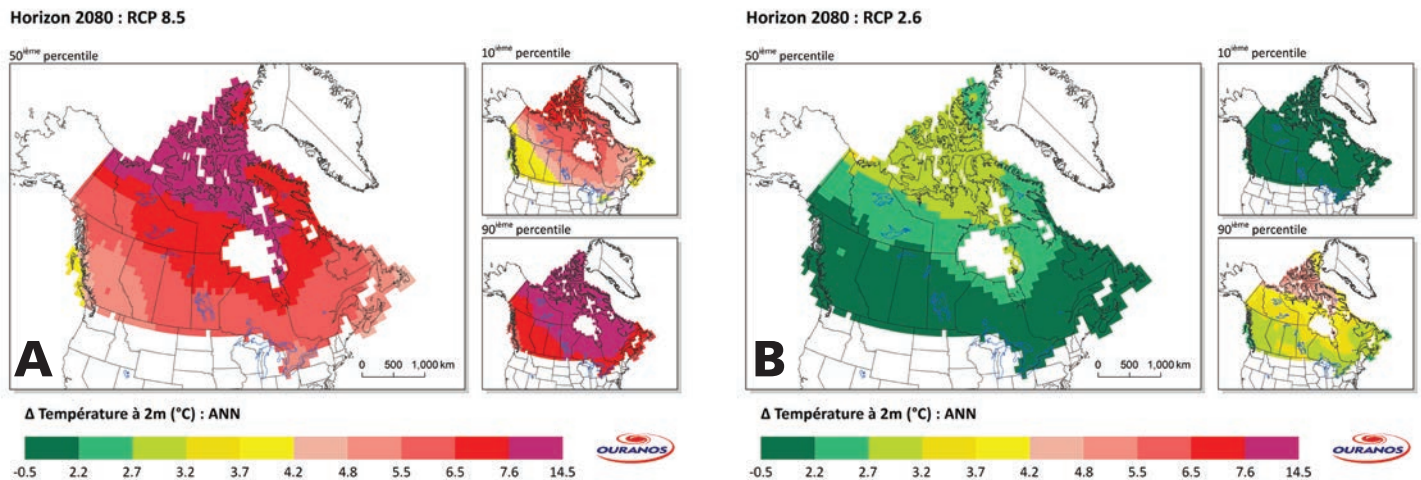
We came together as a group in 2014 because the Paris Climate Conference in December 2015 offered a critical opportunity to move action forward. Canada today is not the same as it was then. We are proud of federal, provincial and territorial governments and Indigenous chiefs across the country who came together and agreed, at the highest level of decision-making, on the *Pan-Canadian Framework on Clean Growth and Climate Change*.

This important document, however, marks the beginning of changes, not the end of the road. To succeed in the energy transition, it will be necessary to move beyond the general objectives of the *Framework* and adopt appropriate, specific policy tools and regulatory measures based on evidence and best practices. The current ambition will not allow us to reach our destination—a world that will have avoided a global temperature increment greater than 2°C (Figure 1.0).

Figure 1

PROJECTED DIFFERENCES IN TEMPERATURE

A: A business-as-usual scenario (RCP8.5) and **B:** An ambitious-effort scenario limiting the global temperature increment to less than 2°C (RCP2.6)¹ based on two Representative Concentration Pathway (RCP) scenarios used in the Intergovernmental Panel on Climate Change *Fifth Assessment Report*. The colours indicate change in annual mean surface temperature between two periods: 1971–2000 and 2071–2100.



Commissioned by Natural Resources Canada in Fall 2016, *Re-Energizing Canada: Pathways to a Low-Carbon Future* bridges decision-making and academic thought around energy and climate change, offering a number of suggestions on how Canadian governments, companies and citizens can advance the goals of the *Pan-Canadian Framework*. We draw on data, peer-reviewed research and other relevant documents to explore the challenges and opportunities in achieving a low-carbon energy transition that will form the foundation of a sustainable future. The findings of this overview and of the full report, the opinions expressed and the actions proposed come from the authors and do not reflect the opinions or policies of the Government of Canada.

At the onset, we identify governance issues as central to a successful low-carbon energy transition. While we recognize the vital role of technology, we believe that the key barriers to accelerating the low-carbon energy transition are social, political and organizational. Our report is, therefore, not as technological as could be expected in a discussion of energy. We are aware that Natural Resources Canada is developing science- and technology-focused contributions to inform discussions on the energy system transition.

After reviewing hundreds of articles and reports, and analysing much data, we are convinced more than ever that Canada has an opportunity to drive innovation and deliver benefits now and into the future by tapping our vast renewable energy potential and know-how to make the transition away from fossil-fuel-based energy systems.

Re-Energizing Canada: Pathways to a Low-Carbon Future is an independent, scholarly report on the transition to low-carbon energy produced by 71 scholars from Sustainable Canada Dialogues, a network of academics from diverse disciplines and all provinces. At the invitation of Natural Resources Canada, this report examines how Canada can decarbonise its economy while remaining globally competitive.



WISDOM OF AN ELDER

We are living in an environment of chaos and uncertainty. The current reality that we are living in today is in need of change. We cannot continue to walk the current path that threatens the future for all of us. It is our opinion that the real change needed around climate change is a change of the heart. We must become stewards of our own hearts before we can become stewards of the earth.

As Elders and Knowledge Keepers we share our knowledge to provide a direction that can help us move forward to a much more sustainable earth. Technological development has advanced without a foundation of values, which has brought a great deal of dehumanization and alienation to our present reality.

We don't advise you to build a pipeline, or not to build a pipeline, although obviously we are not in support of choices that harm the earth and our future.

We have an opportunity to set a completely new narrative. We can create a new economy and new opportunities for the nation based on stewardship.

We fully realize our current structures and systems will not change overnight. We have thousands of years of knowledge and experience on how to live in peace and in balance with nature. What is needed is to form an alliance, a reciprocal relationship with the earth supporting her natural laws.

Climate change should be viewed as an opportunity for us to reflect on ourselves and to make the necessary changes that will ensure a future for all our children.

- Elder Dave Courchene (Nii Gaani Aki Inini—Leading Earth Man)

Anishinabe Elder Dave Courchene spoke at the Turtle Lodge in Sagkeeng First Nation, Manitoba, at a gathering to discuss Indigenous perspectives on pipeline development in the province on November 18, 2016 (<https://youtu.be/nMt519gpWtk>). There were a diversity of participants in attendance, including federal and provincial government representatives, energy companies, environmental organizations, and other Indigenous Elders and leaders. Elder Courchene then offered his words for this report.

1. THE TRANSITION CONTEXT

To avoid potentially dangerous levels of climate change, Canada and more than 140 other countries² have made commitments to reduce their greenhouse gas (GHG) emissions to keep average global temperatures “well below 2°C above pre-industrial levels”.³ The *Fifth Assessment Report* from the Intergovernmental Panel on Climate Change has concluded that this will require constraining atmospheric GHG levels to “about 450 ppm CO₂-eq” by 2100,⁴ implying a 90% reduction in energy sector emissions below 2010 levels between 2040 and 2070.⁵

Canada has also joined a group of more than 100 countries known as the High Ambition Coalition⁶ advocating strengthened climate action, has subscribed to the United Nations’ Sustainable Development Goals⁷ and participates in Mission Innovation, an initiative of 22 countries and the European Union that aims to double investment in clean energy innovation over the next five years.⁸

Domestically, one of the focus areas of the *2015 Canadian Energy Strategy* is the transition to a lower carbon economy,⁹ and the *Pan-Canadian Framework on Clean Growth and Climate Change* (hereafter the *Pan-Canadian Framework*), supported by the federal government, eight provinces and the three territories, is “a commitment to the world that Canada will do its part on climate change, and a plan to meet the needs of Canadians”.¹⁰ Key decisions include pricing GHG emissions across the country by 2018 and phasing out traditional coal-fired power production from the electricity system by 2030. The transition to low-carbon emission energy systems is now a real objective.

To explore the challenges and opportunities in achieving a low-carbon energy transition that will form the foundation of a sustainable future, this report builds on our own expertise and draws on peer-reviewed research, data and other relevant documents. As we developed our arguments, we assumed that the decarbonisation of energy systems will take place in a world in which other countries are also taking decisive action to move away from GHG-emitting energy systems. In Sections 2, 3 and 4, we explore energy systems, competitiveness and low-carbon energy governance. We highlight important lessons learned as a series of key findings throughout these sections. Section 5 illustrates plausible pathways to low-carbon energy systems linking energy supply and demand-side actions. Building on the evidence presented earlier, Section 6 makes specific proposals on a way forward based on our best knowledge. Finally, four ‘discussion boxes’ are included in the report, each ending with an overarching question. We chose not to answer these questions, but rather identify them as central to the discussion around the vision for the low-carbon energy transition.

It is possible, although not easy, to transform the way we produce and consume energy.¹¹ For two centuries, coal, oil and gas have powered the rise of industrial civilization. Our technological systems and contemporary lifestyles are highly dependent on low-cost fossil energy. In 2015, fossil fuels contributed over 80% of GHGs known to be driving climate change in Canada.¹²

At the same time, there are many ways to produce low-carbon energy, including hydro, wind, solar, biomass, geothermal, waste reuse, nuclear and carbon-capture-and-storage-equipped fossil facilities.¹³ Dramatic efficiency gains—getting more energy services from a given energy input—are also possible, even with technologies that are currently available.¹⁴ Today, the cost of many renewable energy systems is falling rapidly. Solar photovoltaics, for example, have declined in cost by 6–12% per year on average since 1998.¹⁵ Moreover, technological and social innovations are ongoing; over coming decades, we can expect the emergence of novel solutions.¹⁶

Shifting to low-carbon energy systems will require substantial and sustained global investments over multiple decades.¹⁷ The costs of inaction and consequences of accelerating climate change would, however, be unprecedented.¹⁸ Today, the obstacles to accelerating the low-carbon transition are not primarily technical or economic, but political and social.

Experience with climate change policy over the past few decades nationally^{19, 20} and internationally, as well as research on energy technologies,²¹ innovation systems²² and the history of socio-technical transitions,^{23, 24} point to several broad features of the low-carbon transition:

Government and policy will play a crucial role in shaping the context within which businesses, communities and households can innovate and adapt.²⁵ While politics and policy play a role in most socio-technical transitions, they are particularly important in the context of the low-carbon transition.²⁶ Previous energy transitions were largely driven by immediate benefits—in cost and convenience—of moving to new fuels or energy carriers (e.g., gas or electricity), but it is now the long-term risk of climate change, public health and the volatility of energy markets that are motivating the shift towards low-carbon energy alternatives. Governments can anticipate and manage these risks with proactive policy that cultivates innovation.

The pace and orientation of the low-carbon transition will be linked to global markets and international negotiations. A strengthening of international action on climate change empowers Canada to be more ambitious, while a weakened resolve of our key trading partners makes domestic action more difficult—particularly by heightening concerns about economic competitiveness. Moreover, the research, development and deployment and associated cost-reductions of key low-carbon technologies will play out in global markets. The low-carbon energy transition will be an international effort in which Canada can aspire to play a leading role.

Canada faces particular challenges in advancing its low-carbon transition, including:

- *A carbon-intensive economic and social structure* that is a legacy of a development trajectory based on exploiting plentiful land and resources. This has given us an enviable average standard of living but some of the highest per capita and per unit of gross domestic product GHG emissions in the world.
- *A large, export-oriented fossil fuel production sector* that has provided wealth to specific regions, and to the country as a whole, but is now facing an uncertain future.
- *Complex constitutional arrangements* involving federal, provincial, territorial and municipal governments and Indigenous peoples²⁷ that make coordinated action difficult, especially when regional economic interests or cultural viewpoints pull in different directions.

It is not possible to know in advance exactly how the low-carbon energy transition will unfold. We cannot tell which promising technologies will pan out and which will disappoint, how the relative cost of specific energy alternatives will evolve or which social innovations will prove most productive. What we can do today is take decisions that set us off in the right direction, retaining flexibility to adjust as circumstances evolve, and identify low-carbon pathways that best correspond to a future Canadians will want to embrace.

2. TOWARDS LOW-CARBON ENERGY SYSTEMS

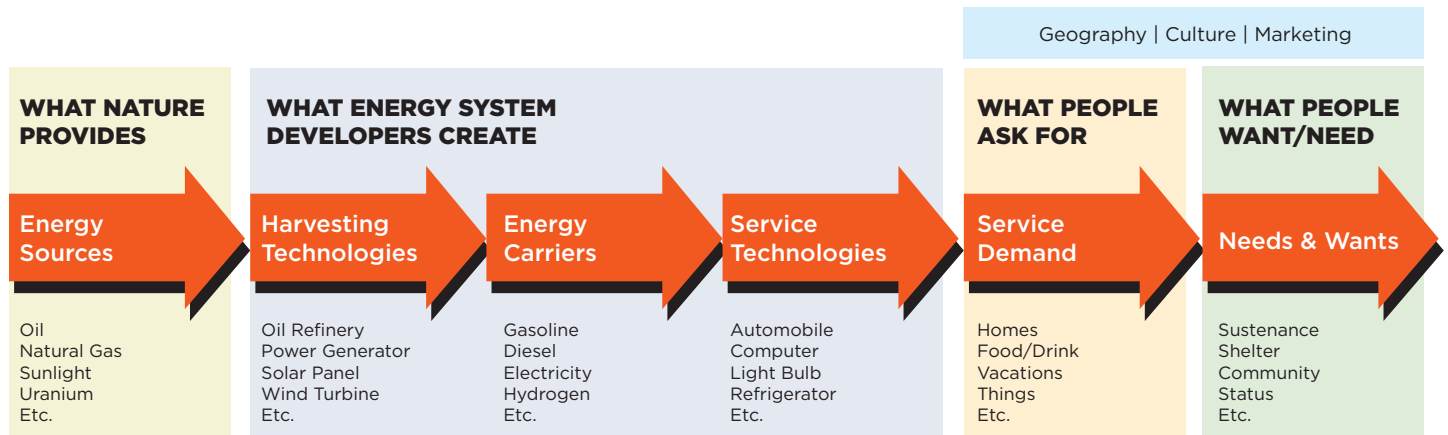
2.1 ABOUT ENERGY SYSTEMS

Energy systems link energy sources to the energy services that people demand (Figure 2.1). Those services meet our needs and wants for healthy food and water, shelter and community. They are also fundamentally shaped by geography (e.g., home heating demands are higher in colder regions), culture (one hot bath a month was once considered 'normal') and marketing (e.g., for bigger homes, faraway vacations and the latest digital devices). An analysis of national circumstances among G7 countries for 2002 showed that about 6% of Canada's per capita emissions were explained by climate and geography, suggesting that economic structure, aspirations and the level of consumption to which we have become accustomed play a powerful role in shaping both energy use and emissions.²⁸

Technologies used to meet demands for energy services are often tied to a specific fuel (e.g., gasoline for a vehicle), thereby defining the harvesting technologies and energy source that must be in place. Many energy sources can be used to generate electricity, but these vary greatly in their geographic availability, environmental footprint and cost.

Figure 2.1

KEY COMPONENTS OF ENERGY SYSTEMS LINKING ENERGY SOURCES TO HUMAN NEEDS AND WANTS



2.2. ENERGY SUPPLY AND DEMAND

In 2015, Canada produced about 25.4 exajoules (EJ) of primary energy²⁹ and imported another 4.7 EJ, primarily as crude oil and natural gas, into eastern Canada (Figure 2.2).

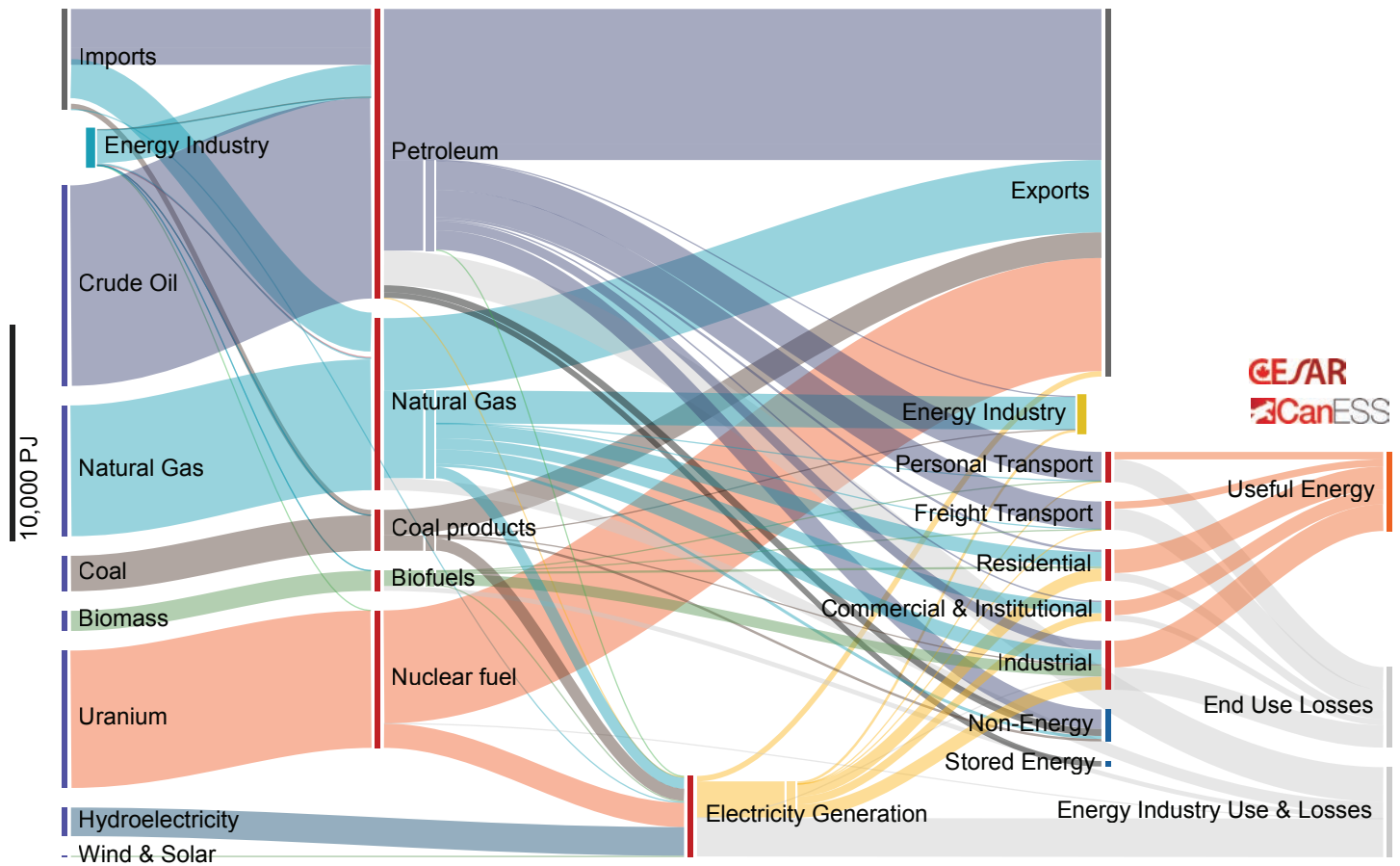
Canada is a significant energy producer on the world stage. We are currently the second largest uranium producer,³⁰ fourth largest oil producer and fifth largest natural gas producer.³¹ Of the 30 EJ of primary energy flowing in 2015, 16.7 EJ (56%) were exported, predominantly to the USA,³² as crude oil, uranium and natural gas.

Domestic fuel and electricity demand for transportation, buildings and non-energy industry sectors consumed another 9.1 EJ (30%) of primary energy. The remaining 4.3 EJ (14.1%) of primary energy was consumed in the recovery and conversion of energy feedstocks into fuels (e.g., gasoline and diesel) and electricity (Figure 2.2).

Figure 2.2

THE FLOWS OF ENERGY ASSOCIATED WITH FUEL AND ELECTRICITY PRODUCTION AND USE IN CANADA IN 2015

The vertical width of each flow and node is proportional to the energy processed by the energy sector, exported to other countries or used domestically in demand sectors.³³ © CESAR



In 2015, fossil fuels provided about 77% (13.3 EJ/yr) of the fuels and electricity consumed (Figure 2.2), compared to 86% worldwide.³⁴ The remaining 23% comes from uranium (9%), hydropower (8.4%), biomass (5.5%) and wind/solar (0.5%).³⁵ Expressed per capita, Canadians consume about 372 gigajoules (GJ) of energy per year. **[a]** One-third (118 GJ/capita) is associated with the recovery, processing and distribution of fuels and electricity, while the remaining two-thirds (254 GJ/capita) go to end-use demand, including:

- **Personal and freight transportation**, which are almost entirely dependent on oil products (purple flows in Figure 2.2). The average Canadian uses 76 GJ of fuel energy for this purpose, equivalent to over 1600 litres of gasoline per person per year;
- **Residential and commercial buildings**, which are primarily reliant on natural gas (blue flows in Figure 2.2) and electricity (yellow flows). Canadians use 67 GJ/capita for this purpose (about 18% of annual energy consumption);
- **The non-energy producing industries**,³⁶ which draw energy resources from oil, gas, electricity and biomass (green flows in Figure 2.2) and consume 63 GJ/capita (about 17% of annual energy consumption);
- Some fuels—especially oil products—which are converted to **non-energy uses**, such as plastics, fertilizer, chemicals, asphalt for roads and roofing tiles. About 41 GJ/capita (11% of annual energy consumption) are locked up in these materials.

2.3 INTERPROVINCIAL DIFFERENCES

The provinces and territories vary in the energy resources at their disposal, and in the way that they have developed and used these resources to support their populations and economy. Expressed per capita,³⁷ fuels and electricity consumed to provide energy outside the energy sector (i.e., for transportation, for buildings and by industry) varied among provinces by a factor of two (yellow bars in Figure 2.3A). However, larger interprovincial differences exist for other components of our energy systems (Figure 2.3A). For example, in 2013:

- Imported energy ranged from 141 GJ/capita (British Columbia) to 949 GJ/capita (New Brunswick)
- Non-energy uses of fuels (e.g., for chemical and materials) ranged from 0 GJ/capita (Newfoundland and Labrador) to 189 GJ/capita (Alberta)
- Energy use by the energy sector ranged from 17 GJ/capita (Manitoba) to 340 GJ/capita (Alberta)
- Primary energy production ranged from 23 GJ/capita (Prince Edward Island) to 6098 GJ/capita (Saskatchewan)
- Energy exports ranged from 7 GJ/capita (Prince Edward Island) to 6192 GJ/capita (Saskatchewan)

As a result, per capita GHG emissions (Figure 2.3B) varied widely around the national average of 20.6 tCO₂-eq/capita (tonnes of CO₂-equivalent per capita)³⁸, with Quebec showing the lowest emissions and Saskatchewan the highest (10.1 and 67 tCO₂-eq/capita, respectively).

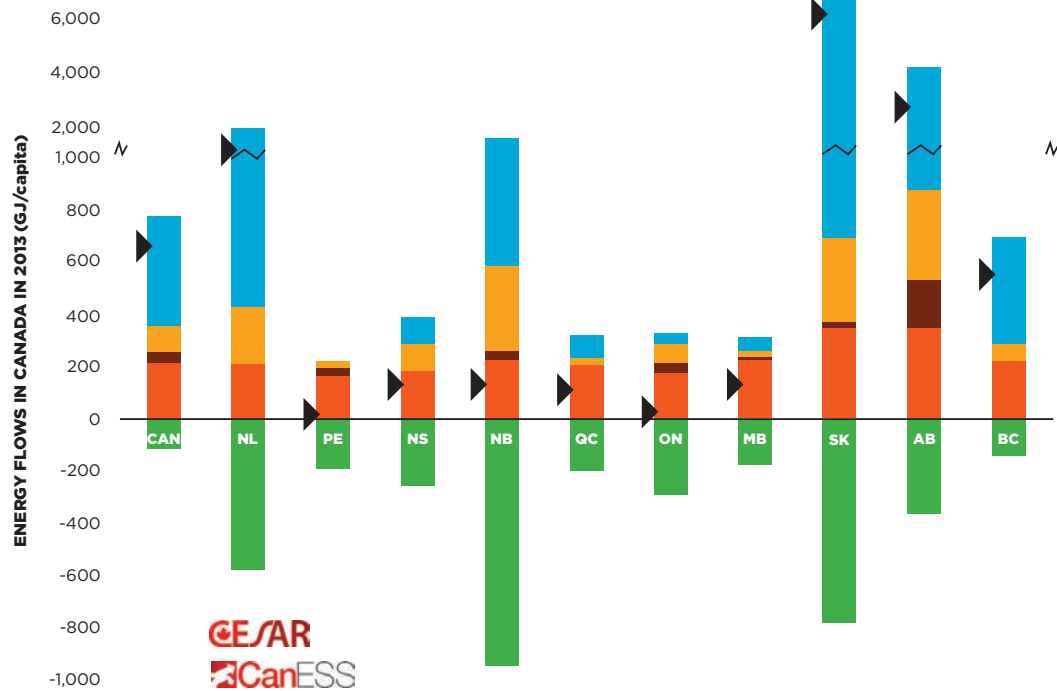
[a] By comparison, global energy use is about 80 GJ/capita.

Figure 2.3

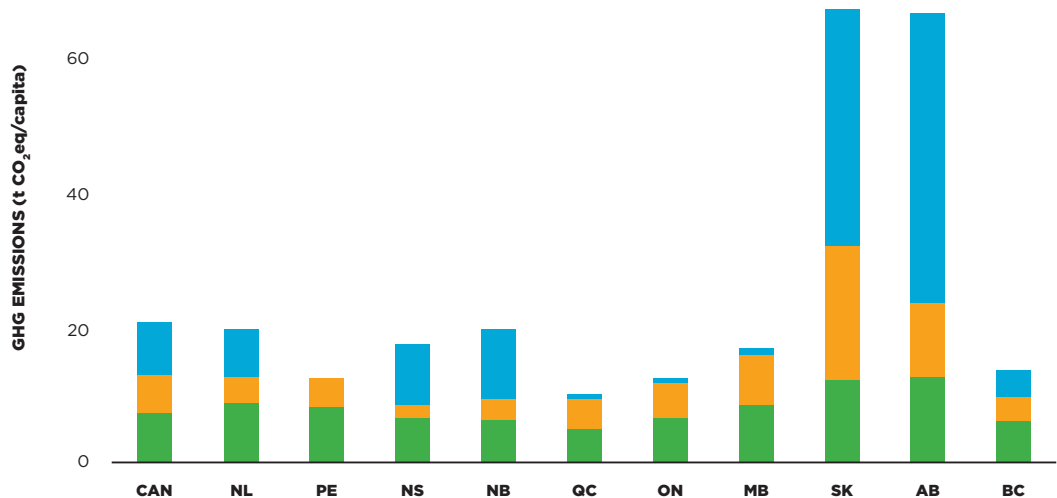
COMPARISON OF A: PER CAPITA CANADIAN AND PROVINCIAL FLOWS OF ENERGY IN 2013 AND B: PER CAPITA GREENHOUSE GAS (GHG) EMISSIONS IN 2014³⁹

A: Imports are shown as negative values (green), while domestic consumption of fuels and electricity for energy services (orange), non-energy uses (brown) and energy use by the energy sector (yellow) are positive. Embedded energy in exported fuels and electricity is also positive (blue). The arrowhead shows the national or provincial production of energy. **B:** Per capita emissions are shown for the energy sector (blue), non-energy industries (yellow) and transportation and buildings (green).

A



B



2.4 BRIEF REVIEW OF MODELING STUDIES THAT EXPLORE LOW-CARBON ENERGY PATHWAYS

The structure and nature of future energy systems have been modelled by multiple groups focused on decarbonisation, including:

- a. **Deep Decarbonisation Pathways Canada Project [DDCP]** 2015. *Pathways to Deep Decarbonisation*⁴⁰
- b. **Council of Canadian Academies [CCA]** 2015. *Technology and Policy Options for a Low-Emission Energy System in Canada*⁴¹
- c. **Trottier Energy Futures Project [TEFP]** 2016. *Canada's Challenge & Opportunity: Transformations for Major Reductions in Greenhouse Gas Emissions*⁴²
- d. **Energy & Materials Research Group [EMRG]** 2016. *Is win-win possible? Can Canada's government achieve its Paris commitment... and get re-elected?*⁴³
- e. **Environment and Climate Change Canada's [ECCC]** 2016. *Mid-Century Long-Term Low-Greenhouse Gas Development Strategy*⁴⁴

Recently, Bataille (2016)⁴⁵ reviewed three of these studies (DDCP, CCA and TEFP) to identify lessons for stakeholders and policymakers. Building on his review, the following insights can be gleaned:

Deep decarbonisation of 60% or more is possible. TEFP and EMRG achieved 60–70% reductions; the DDCP concluded that it was possible to achieve up to an 88% reduction. Cost estimates ranged from \$200/tCO₂ [EMRG] to \$350/tCO₂ [DDCP] and \$650+/tCO₂ [TEFP].

Energy efficiency and conservation are critical. Scenarios with more energy efficiency and conservation, such as those achieved with transformed urban design, are essential to achieving more decarbonisation and at a lower cost.

Electrification with low-carbon power is essential. Electrification of distributed stationary energy uses (e.g., building space and water conditioning) and transportation (especially personal and urban freight vehicles) are essential pathways for decarbonisation, but could increase electricity generation demand by 150% to 200%. Existing fossil-fuel-based sources of power must be replaced and new generation demands met with very low- or zero-carbon alternatives like wind, solar, hydro, nuclear or fossil-fuel-based combined heat and power coupled to carbon capture and storage. Energy storage for backup renewables will be needed.

Heavy freight and aviation may be best served by bio-fuels. While mode shifting—more trains and fewer trucks, and high speed trains or hyperloops replacing aviation—could contribute to decarbonisation of heavy freight and aviation, there will likely be an ongoing demand for high density, carbon-based fuels. Biofuels could play a critical role in 'closing the carbon cycle' on this portion of future energy systems.

Meeting needs for intense heat in industry is challenging. Iron, steel, cement, chemical and fertilizer industries all require high temperatures that are now served through fossil fuel combustion. In the short-term, combined heat and power could be important in some provinces but, in the longer term, the emissions will need to be coupled to carbon capture and storage or to the heat provided by non-emitting sources like nuclear power or electricity.

KEY FINDING 1:

Models exploring energy futures agree that sustainable energy systems will rely on three key components: energy efficiency and conservation, enhanced low-carbon electrification and deploying alternative fuels.

Despite general agreement among models on the insights identified above, they differ markedly in the assessment of optimal pathways, policies and costs. Comparing the models is difficult, in large part because virtually all are proprietary, fully understood by very few individuals and, therefore, not transparent to others in how they work or what assumptions are made. This undermines efforts to inform decision-makers in government and industry about how best to set and meet climate change commitments while also achieving socio-economic objectives.

There is a need for technology-rich, open source, well-documented scenario and optimization models that will attract a wide range of users from across the country to add features, argue about assumptions, compare results and explore numerous possible energy futures. To feed these models, reliable data resources on the energy systems of provinces and sectors are needed. Such data are severely lacking.

KEY FINDING 2:

Improvements are needed in the quality of, and access to, data on energy systems. Federal and provincial governments should also support the establishment and improvement of technology-rich, open source, well-documented scenarios and optimization models that can be used by researchers to explore energy pathways and inform policy and investment decisions.

2.5 A MAJOR TRANSFORMATION OF ENERGY SOURCES

Canada's per capita demand for energy is among the highest in the world, similar to that of the USA and Australia but more than double that of the European Union.⁴⁶ No single sector of the economy is responsible for our high per capita energy use and emissions. We tend to drive large vehicles long distances, live in spacious homes in a cold climate and move freight by truck rather than by more efficient trains. Canada is also a large country with many natural resources—including oil, gas, minerals and agricultural and forest products—that require large amounts of energy to produce, extract and process. In the context of international climate agreements, Canada is responsible for emissions from energy used domestically, including emissions associated with the production of energy for export. Below are key elements of possible pathways to a low-carbon energy future.

2.5.1 INCREASING ENERGY EFFICIENCY AND CONSERVATION

Roughly one-third of domestic energy use is associated with fuel and electricity recovery, processing and distribution; one-third provides 'useful' energy services and one-third is a conversion loss associated with the service technologies (Figure 2.2, right-hand side). Even the fraction considered 'useful' energy is determined by lifestyle. For example, between 1990 and 2013, Canadians bought more light trucks or SUVs and average house size increased.⁴⁷

There are many opportunities to promote energy conservation and improve energy efficiency. According to the Intergovernmental Panel on Climate Change, "scenarios with the greater efficiency and other measures to limit energy demand... show less pervasive and rapid up-scaling of supply-side options." Similarly, the International Energy Agency indicates that "energy efficiency, as well as structural changes and targeted energy conservation, are critical instruments to reduce emissions while supporting... economic growth."⁴⁹

World markets invested US\$130 billion in energy efficiency in 2014.⁵⁰ GHG cost-abatement curves suggest that energy efficiency measures like switching lighting to light-emitting diodes, insulation retrofits and improving motor system efficiency are most cost-effective.⁵¹ Bashmakov et al. (2009)⁵² provide a list of 15 major technical options to implement energy efficiency, including combined cycle natural gas turbines, efficient gas boilers and hybrid vehicles.

Energy efficiency in part rests on 'rediscovering' engineering to save energy. For example, industrial ecology examines how waste energy outputs can be turned into useful energy inputs, akin to coupling a heat-generating industry with an energy-hungry industry.⁵³

Energy efficiency measures also include making low-carbon options more readily available, as with safer and more convenient cycling infrastructure, and/or relatively straightforward technology like sensors that turn off lights when no one is in a room, or devices that learn for us (e.g., the Nest thermostat⁵⁴). Zero tillage farming systems, for example, have been shown to reduce energy use compared to conventional tillage systems when annual crops are considered.⁵⁵ Searching for energy-efficient products can orient future technological development, for example intelligent technologies⁵⁶ and innovations in management.

Forward-thinking energy efficiency paradigms proposed by Indigenous peoples have been recognized under the concept of indigenizing energy, which emphasizes the need for “connectedness, reciprocity and respect for the natural world”.⁵⁷ Understanding the link between land and energy can guide resource development activities in support of the energy transition. For example, T’Sou-ke Nation’s ‘energy triangle’ combines reduced energy consumption, re-use of heat and waste energy and low-carbon electricity. It illustrates the integration of technological action and behaviours when developing net-zero energy buildings in the most affordable way (Figure 2.4).

Energy efficiency and conservation are critical strategies for reducing or avoiding energy consumption and cutting costs at the same time. One such scenario developed for France, for example, which makes simple assumptions regarding the number of people per household, house size, kilometers traveled, speed limits on roads, number of passengers per vehicle and more, suggests that energy efficiency measures could reduce energy use by 49% for heating and cooling buildings, 67% for mobility and 48% for electric usage in appliances, electronics and computers.⁵⁸

KEY FINDING 3:
Improvements in energy efficiency and conservation are among the most cost-effective strategies to achieve low-carbon energy systems.

2.5.2 ELECTRIFYING WITH LOW-CARBON ELECTRICITY

Even though 80% of Canada’s electricity is low-carbon, reliance on coal-fired power generation in some provinces leads to 2.6 tCO₂-eq of average per capita emissions associated with electricity generation (Figures 2.2-2.3). National statistics hide important differences among regions, however; understanding regional similarities and differences is crucial when considering the technology or policy options necessary to guide energy system transformations.

In 2013, Newfoundland and Labrador, Prince Edward Island, Quebec, Ontario, Manitoba and British Columbia generated electricity with emissions of less than 1 tCO₂-eq/capita, while New Brunswick weighed in at 4.7, Nova Scotia at 7.2, Alberta at 12.5 and Saskatchewan at 17.2 tCO₂-eq/capita (from Figure 2.3 data). The decarbonisation of energy systems will require high-emitting provinces to transform their technologies for electricity generation.⁵⁹

Renewable energy resources abound in Canada (Figure 2.5). Germany is working to build its electricity system around wind and solar; the country enjoys 1500-1800 sunny hours per year.⁶⁰ In contrast, Canadian cities that currently rely on high-carbon sources of electricity (Calgary, Edmonton and Saskatoon) receive over 2200 sunny hours per year.⁶¹

The Pan-Canadian Wind Integration Study indicated potential for increased wind generation in all regions, with 65 GW of installed wind capacity, providing 35% of annual system load energy.⁶² Prince Edward Island already meets more than 25% of its electricity needs through on-island wind generation.⁶³

Figure 2.4
T’SOU-KE NATION’S INTEGRATION OF LOW-CARBON ENERGY SYSTEM ELEMENTS. ©T’SOU-KE NATION

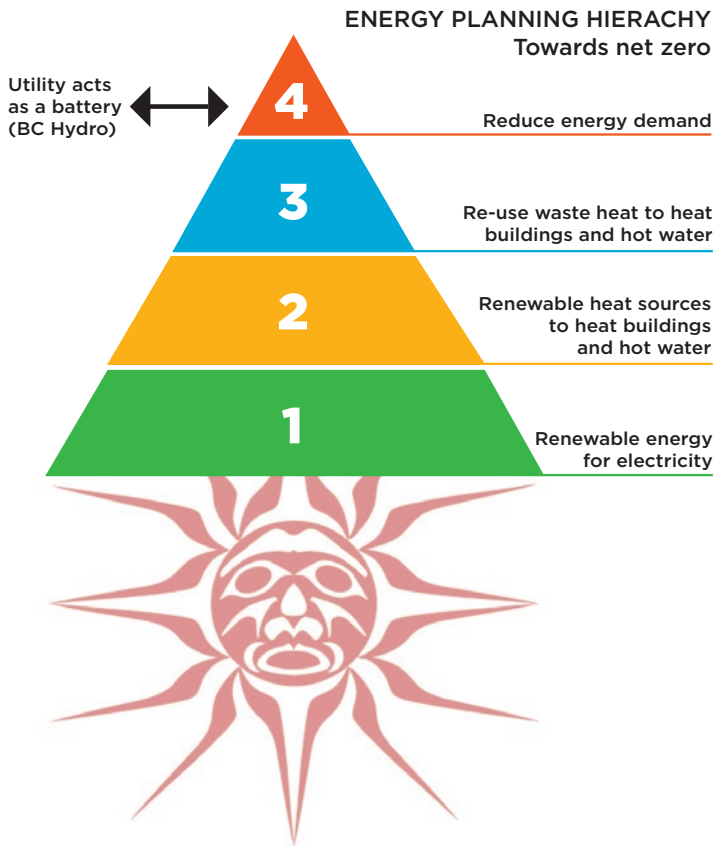
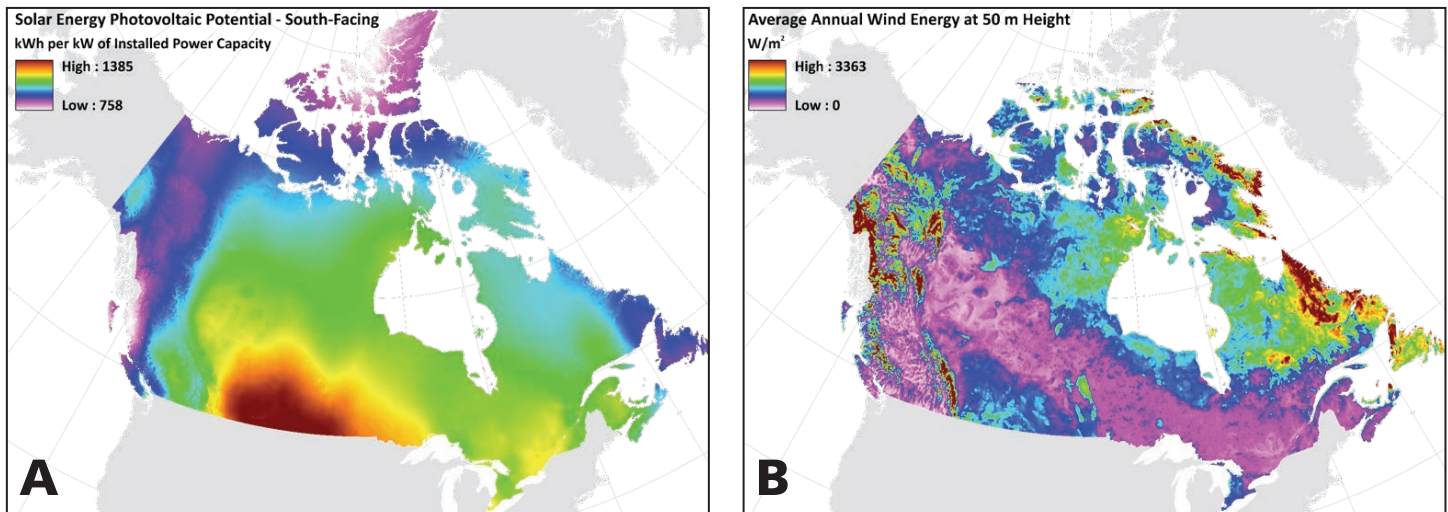


Figure 2.5

SOLAR AND WIND ENERGY POTENTIAL

A: Annual solar energy potential based on daily average solar radiation from 1974–1993.⁶⁴ **B:** Wind potential. Data are average wind power densities at 50m height above ground level based on observations recorded every six hours from 1958–2000.⁶⁵



In addition, tidal and wave energy might become part of future energy mixes. Nova Scotia hosts North America's sole tidal-barrage generating station at Annapolis Royal (20 MW) and a MW-scale in-stream tidal turbine (2 MW) in operation since November 2016. This turbine's potential impact on sea life is being monitored. In British Columbia, modelling suggests that hydropower and wave/tide power may be important for future electricity supply.⁶⁶

Since variable renewables fluctuate hourly, seasonally and regionally, their deployment requires a storage strategy to ensure that power is provided when needed. Variations can also be balanced by combining energy sources in the same location.

Storage through hydroelectric dams can help to match energy production with demand. Norway's vast hydro reservoirs, for instance, enable high levels of wind power in Denmark and neighbouring countries.⁶⁷ Existing hydroelectric reservoirs in British Columbia, Manitoba, Quebec and Newfoundland and Labrador, which represent hundreds of terawatt-hours altogether, could serve a similar function.

One possible energy transition pathway would require interprovincial cooperation to strengthen grid connections within and between provinces and territories. Modelling suggests that in Saskatchewan, for example, importing electricity is the least-cost option.⁶⁸ Greater regional interconnectedness in the electricity grid can smooth out fluctuations across different regions.

Large hydro dams have significant environmental and social impacts. Calls for adopting environmental best practices in renewable energy development have been made following local populations' loss of access to pre-existing rivers⁶⁹ and new environmental health risks⁷⁰ (Box 1).⁷¹ More recent large-scale hydro dams also show rapidly increasing costs well above current wind and solar energy prices.



For Discussion:

MINIMIZING ENVIRONMENTAL AND BIODIVERSITY IMPACTS

Conserving natural resources and the environment for both future generations and the welfare of other species is an essential element of a sustainable low-carbon energy transition. The ecological footprint of human society has nearly doubled over the past 50 years, with consumption exceeding sustainable use. Humans are depleting natural reserves and altering atmospheric composition.⁷²

In Canada, more than 500 species are at risk of extinction and have been listed for federal protection.⁷³ Climate change is a rapidly growing threat; predicted extinction rates rise almost six-fold with a 'business-as-usual' global temperature increment.⁷⁴

Energy infrastructures also raise important concerns for biodiversity.⁷⁵ Evaluating total and cumulative environmental costs per kilowatt of energy could allow selection of sustainable energy projects. For example, while run-of-the-river hydropower is often presented as an environmentally-friendly alternative to large, reservoir-based dams, it can have substantial additional environmental costs, for example when roads and power lines must be built to service many small-scale projects.⁷⁶ Integrated planning that accounts for cumulative effects is critical for reducing the total environmental impacts as well as infrastructure costs of novel energy sources.⁷⁷

Going further, a no-net-biodiversity-loss commitment to evaluate potential development and energy projects could be assessed according to a risk hierarchy.⁷⁸ First, projects avoid placing biodiversity at increased risk. Second, projects reduce risks when avoidance is not possible. Third, any remaining unavoidable risks are repaired or offset.⁷⁹ Critically, offsets must be meaningful, satisfying the criterion of additionality⁸⁰ and ensuring that losses are more than balanced by gains of equivalent ecosystems (e.g., through reclamation, restoration and expansion of protected areas).

When sustainability is considered, low-carbon energy projects can reduce their footprint and coincide with other developments that limit negative impacts on the environment. Wind turbines that maximize the footprint-efficiency of hydro reservoirs,⁸¹ floating photovoltaic arrays, and rooftop solar, geothermal heating and waste-to-energy biomass conversion in industrialized or urban areas are examples of strategies that contribute to reducing energy infrastructures' impact on natural ecosystems. Finally, energy efficiency and conservation reduce the need for expensive and potentially damaging energy infrastructure.

A commitment to environmental protection could become a field of innovation in itself, incentivizing the development of reduced-impact, low-carbon energy technology. For example, 26 measures have been identified to reduce bird and bat mortality due to wind turbines, and can be employed within a mitigation hierarchy during the permitting process.⁸² Eliminating, reducing and offsetting environmental impacts is likely to increase social acceptance of renewable energy projects, avoiding the costly community conflicts that have hampered the transition to low-carbon energy.

How can the protection of environmental integrity and preservation of biodiversity be made integral elements of the low-carbon energy transition?

Current hydro infrastructure can be leveraged to support deployment of renewable energy production, considerably reducing electricity costs while taking advantage of the number of synergistic technological revolutions currently taking place in the electricity/energy sector. Batteries are an energy storage solution in certain small-scale applications. The near-term commercial viability of large-scale batteries to provide storage capacity to the electrical grid is also being demonstrated.⁸³ The rapidly falling costs and improved performance of renewables—particularly wind and solar—as well as energy storage technologies and development of ‘smart grids’ facilitate renewables’ integration at all, including local, levels.

Demand response or smart grid technology can coordinate flexible energy demand with variable renewable energy supplies (Box 2). For example, the City of Summerside in Prince Edward Island runs its own electrical utility and owns a 12-MW wind farm. Using a smart grid and residential thermal energy storage system, the city can store excess wind power for subsequent home heating, allowing it to supply roughly half of its electricity needs from wind power.⁸⁴

An analysis of the physical availability of renewable energy sources at the provincial level, which examined the match between energy demand and renewable energy potential, suggests that supply exceeds demand.⁸⁵

2

For Discussion:

ENERGY SELF-PRODUCTION: CHALLENGES AND OPPORTUNITIES

Continuing decrease in the costs of localized and distributed energy production, and of storage and demand management technologies, creates new opportunities for citizen and community involvement in the energy system. Rooftop solar, for example, creates potential for household-scale power generation.⁸⁶ Coupled with cost-effective batteries or grid connection, these solutions are at the core of a citizen empowerment that could become characteristic of the low-carbon energy transition.^{87, 88}

Such a development is already well underway in many countries around the world. Germany’s Renewable Energy Act of 2000, for example, has enabled ordinary citizens to become stakeholders in the emerging renewable energy economy. In 2013, 46% of renewable energy capacity was in the hands of German citizens (35% individuals and 11% farmers), while the “big four” power companies controlled just 5%.⁸⁹ Combined with the dramatic rise in energy cooperatives (which grew from 66 in 2001 to 888 in 2013^{90, 91}), this has transformed Germans into ‘energy citizens’ who are assuming an active role in the energy transition.

Some utilities already buy electricity produced by consumers. As prices for installing renewable energy production services continue to fall, utilities will have to adjust their business models as more citizens and industries move into self-production.

Without a clear vision and preemptive policies, this transition could however be painful, contributing to rising energy prices and financial costs for private and public utilities—which will affect all Canadians. Such a change could also raise equity issues. Not all Canadians will have access to the space needed to benefit from this opportunity. Additionally, self-production could be seen as a ‘privatisation’ of what, in many regions, has been a largely public sector activity.

In between citizens and large-scale utilities, energy cooperatives and not-for-profit local or regional entities have been proposed as one way to democratize access to, and control over, decentralized low-carbon energy sources, giving citizens a direct and active role in their energy future.⁹²

What role should energy self-production play in future energy systems?

Nuclear is yet another low-carbon option for both heat and power; it currently provides a significant source of low-carbon electricity in Ontario and New Brunswick. Ontario has committed to substantive new investments to refurbish and greatly extend the life of at least one of its existing nuclear facilities.⁹³

Despite the ability for nuclear to provide large amount of very low or zero-carbon base power, expanding its role is contentious, given concerns about waste disposal, proliferation risk, public acceptability and long-term economic viability. A year-long series of real-time, online dialogues on used nuclear fuel, which reached 10,000 Canadians,⁹⁴ showed that the issue of waste disposal is a concern.⁹⁵ Despite consensus around deep depository technology, a disposal site for high-level waste has yet to be selected by the Nuclear Waste Management Organization.

Research efforts are ongoing in Canada and around the world to address these concerns, including work on small modular reactors⁹⁶ that could provide combined heat and power. Successful advances in these technologies might improve the competitive positioning of nuclear energy as a low-carbon solution in the future.

KEY FINDING 4:

Given that 80% of Canadian electricity is already considered low-carbon and that many renewable resources remain untapped, Canada has the potential to achieve virtually zero-carbon and much-enhanced electrical production.

2.5.3 LOW-CARBON ALTERNATIVE FUELS

Low-carbon alternative fuels are the third key component of decarbonised energy systems. It seems likely that aviation and heavy freight will continue to require fuels that have high energy density by both volume and weight. It is important that combustion does not lead to a net increase in atmospheric CO₂ concentration. Fuels created from sustainably harvested biomass, electrochemical reduction of atmospheric CO₂ or electrolysis to produce hydrogen all hold promise but, to date, no pathways are economically viable or feasible at the scale needed to address the challenge.⁹⁷

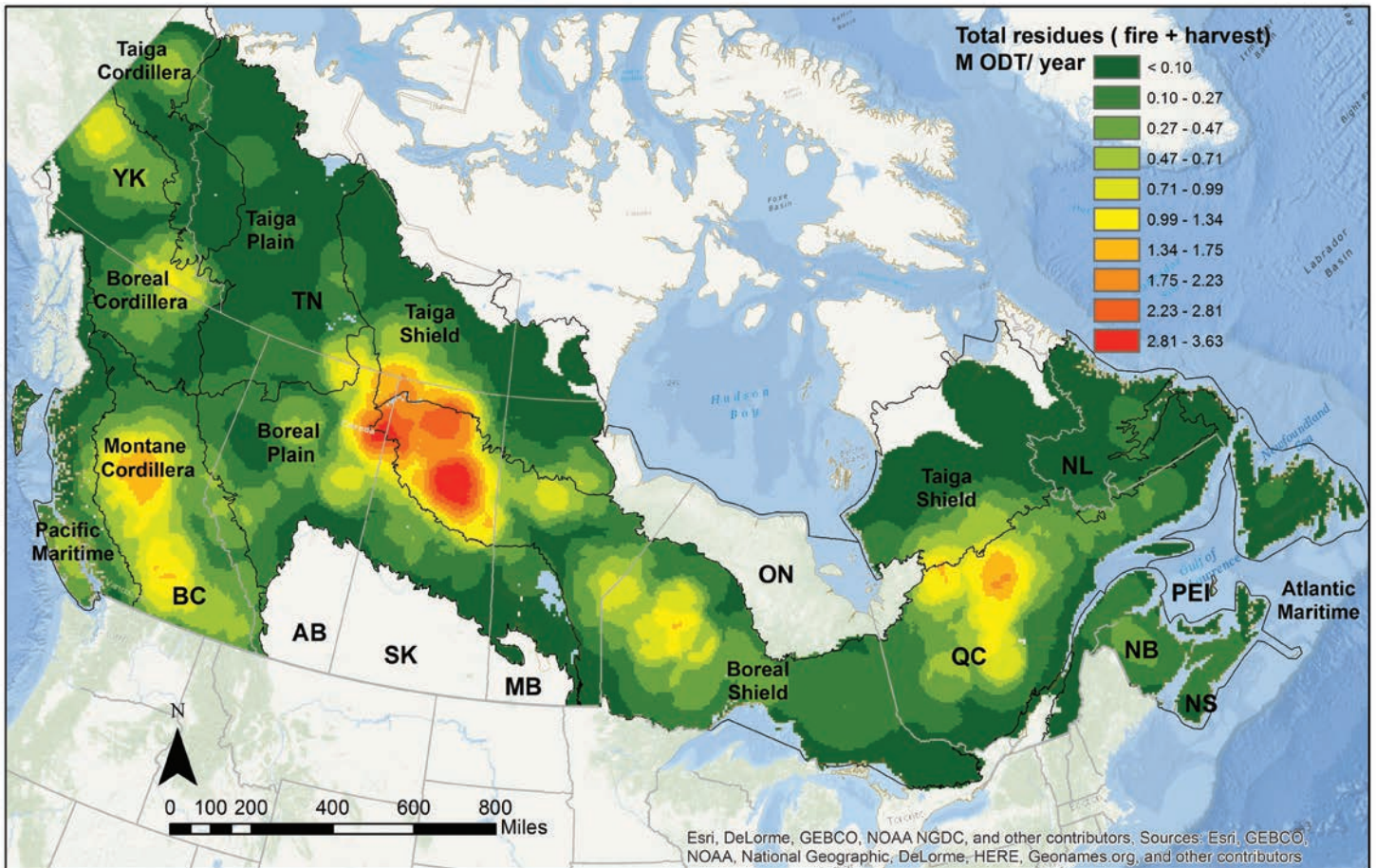
Biofuels are renewable if produced from sustainably sourced feedstocks, and can be blended at increasing ratios with fossil fuels, allowing existing infrastructure to be used during a shift to a greener economy. Growth of traditional biofuels—corn- or wheat-based ethanol and vegetable-oil-based biodiesel—may be limited by concerns that diverting food crops into fuel production will ultimately drive up food prices⁹⁸ and significantly expand agricultural operations at local, regional or global scales.⁹⁹

Advanced (‘second-generation’) biofuels may be produced from non-food ligno-cellulosic (e.g., wood, straw and algae) feedstocks through a biorefining approach. These pathways may also generate co-products such as heat and electricity. Advanced biofuels are now being demonstrated at commercial scale in both the USA and Europe, with one major plant in operation in Edmonton. Such advanced biofuel capacity may be realized by leveraging existing infrastructure and building on established supply chains in agricultural and forest sectors.^{100, 101}

The forest sector, in particular, may benefit from a biorefinery strategy,¹⁰² through access to underutilized forest residues or opportunistic feedstocks such as insect- or fire-damaged wood (Figure 2.6). Canadian wood harvests for lumber, pulp and paper production are significantly below the sustainable, allowable cut mandated through legislation. One model suggests that residues, underutilized wood and opportunistic feedstocks could provide as much as 50 million dry tonnes/year. This feedstock is found over a widely dispersed geographic range and its quality is highly variable. However, with effective supply chain management, use of these feedstocks could dramatically increase the availability of advanced biofuels, leading to diversification and growth of Canada’s bio-based economy. Advanced biofuels may also be produced with dedicated feedstocks such as energy crops (poplar or switchgrass) or algae. These systems would take many years to establish but may lead to further benefits.¹⁰³

Figure 2.6

ZONES WITH HIGH POTENTIAL FOR FOREST BIOMASS FROM HARVEST AND FIRE RESIDUES, IN OVEN-DRY METRIC TONNES PER YEAR.¹⁰⁴ Reproduced with permission. © Canadian Forest Service.



On a life-cycle basis, emission reductions obtained by corn, wheat, canola and soybeans range between 30–80%,¹⁰⁵ but rise to more than 85% if using waste oils.¹⁰⁶ Biofuel emissions may be reduced by using waste as feedstock, which eliminate emissions associated with waste disposal and create a viable fuel output without the need to harvest additional feedstocks. Further emission reductions can be achieved by eliminating fossil fuel inputs; if these inputs are substituted by waste-based biofuels, the system may shift to one of net carbon sequestration.¹⁰⁷

Per unit of thermal energy produced on combustion, natural gas generates less CO₂ than oil or coal (51 vs. 73 or 92 kg of CO₂ per GJ, respectively);¹⁰⁸ natural gas has thus been proposed as a bridge fuel for both electricity production, replacing coal, or transportation, replacing diesel or gasoline. However, natural gas is not a low-carbon source of energy, particularly when methane emissions from leaks are considered^{109, 110, 111} since methane is a much more potent GHG than CO₂.

As a transportation fuel, natural gas has the benefit of producing lower particulate emissions/air pollution than gasoline or diesel, but unless the industries responsible for extracting, upgrading and transporting natural gas move quickly to dramatically reduce their fugitive emissions, there will be no credibility in claiming that natural gas can be a bridge fuel to a more sustainable energy future.

There is increasing interest in using bio-derived natural gas (renewable natural gas) to achieve reductions in overall emissions. When derived from waste biomass sources, including municipal solid waste, and generated via anaerobic digestion or through pyrolysis or gasification, renewable natural gas is a biofuel¹¹² that could be mixed into Canada's network of natural gas pipelines and reduce the GHG footprint of this energy source.¹¹³

Recent work has examined the production of methanol and dimethyl ether from a mixture of hydrogen and CO₂, reporting very advantageous reductions in overall system emissions compared to the fossil fuel reference case.¹¹⁴ A pilot plant that can convert CO₂ into advanced fuels, such as gasoline or diesel, is currently being tested in Squamish, British Columbia.¹¹⁵ These technologies are still in their infancy, but could provide a promising pathway towards a greener future economy.

KEY FINDING 5:

Low-carbon alternative fuels are a central part of the energy transition, especially to complement and eventually displace fossil-based diesel and jet fuel in heavy transport and airplanes.

3. INTERNATIONAL ECONOMIC COMPETITIVENESS

Energy has long been a central component of the Canadian economy, contributing substantially to its trade balance, with the strength of the Canadian dollar driven closely by the world market for oil and gas.¹¹⁶ The future of this industry, in the context of a transition to a low-carbon energy society, is therefore a serious concern for many Canadians who depend—directly or indirectly—on jobs and revenues generated by the oil and gas sector. Canada’s oil and gas production is mostly exported. Evolution of the sector is therefore largely determined by global prices and demand.

In the past five years, for example, sectors of activity related to oil and gas have contracted, following a fall in global prices, while other sectors have expanded, such as service-producing industries, including real estate and finance and insurance, as well as construction.¹¹⁷ According to the International Energy Agency, a low oil price is responsible for curbing the growth of oil sands development, causing project delays and cancellation (e.g., Shell’s Pierre River oil sands mine project) and reducing drilling activities since July 2014.¹¹⁸ The International Energy Agency report states that the long-term outlook for oil sands development will depend on the duration of low prices, expecting “lower production growth post-2015” and noting that the Canadian Association of Petroleum Producers recently revised its forecast of growth downward but still expects growth of the industry until 2030.

Given Canada’s commitment to reduce its GHG emissions and position itself as a leader in climate change mitigation, and worldwide uncertainty vis-à-vis the oil and gas industry, ensuring future competitiveness is paramount.

3.1 THE ENERGY TRANSITION’S EFFECT ON COMPETITIVENESS

Costs, prices, the capacity of firms to use innovative technologies and the quality and performance of products or services are critical factors that help determine a company’s competitiveness.¹¹⁹ Before adopting new policies to stimulate the low-carbon energy transition, it is important to examine how they could affect competitiveness of Canadian firms. Emissions Intensive and Trade Exposed economic sectors include manufacturing steel, pulp and paper, aluminum, industrial chemicals, fertilizers and other primary goods, as well as petroleum refineries and some extractive sectors—such as bitumen extraction and upgrading. They make up 5% of gross domestic product. In most provinces, they represent 1–4% of the overall economy. However, in Alberta and Saskatchewan these sectors represent roughly 20%.¹²⁰

Economists have historically proposed various tools to help Emissions Intensive and Trade Exposed sectors respond to the low-carbon transition:

- **Exemptions.** Exempt a sector of concern from the policy to avoid impacts on its competitiveness.^{121, 122}
- **Rebates.** Offer compensation to those sectors to offset any loss in profit or asset value due to the low-carbon energy transition.
- **Output-based recycling.** Rebates conditional on plant output are sometimes known as output-based rebates.¹²³

It is important, however, to look beyond each firm when assessing global competitiveness. Economic activities that have adverse side effects on the environment and societies, such as pollution and health impacts, can influence the future competitiveness of a country.¹²⁴ These factors must be considered when discussing transitions to low-carbon energy; international competition must be balanced with Canadians’ increasing expectations of the social and environmental responsibilities of businesses.¹²⁵ Considerable evidence is emerging that the implementation of environmental measures will, in the long run, increase profitability through cost reductions and revenue generation.¹²⁷ These transformations can be monetized through ‘green branding’, which has been identified as one dimension of competitiveness in a world where consumers—and employees—are increasingly conscious of environmental degradation.¹²⁸

Businesses differ in their responses to environmental pressures. Reactive companies tend to resist change in part because of policy uncertainty,¹²⁹ limiting growth in the capabilities needed to compete in a low-carbon energy world. Others, taking a long-term view, integrate a broad range of approaches, including investments in alternative energies, multi-stakeholder dialogue and energy efficiency to favour long-term competitiveness.¹³⁰ For example, recognizing that the reputation of the oil sands industry was declining, along with access to markets (e.g., pipelines), 12 oil sands companies launched Canada’s Oil Sands Innovation Alliance (COSIA) in 2013 with the goal of accelerating the industry’s environmental performance through collaborative action.¹³¹

KEY FINDING 6:

The ability of companies to be proactive when facing environmental challenges has been shown to influence their future competitiveness.^{132, 133} Canadian firms could anticipate change and prepare for the low-carbon energy transition.

3.2 NURTURING INNOVATION

Despite a strong record in academic research, business innovation in Canada is comparatively weak by international standards.¹³⁴ Canadian businesses have often acquired innovations from the USA, and have been satisfied with exporting to the large US market. Canadian businesses have nevertheless thrived, providing little motivation for change. Enhanced innovation could be beneficial in view of environmental challenges and volatile oil prices.

Innovation policy provides a critical lens through which to view the low-carbon energy transition. Innovation is highly prized in dynamic modern economies, being understood as a gateway to competitiveness, jobs, markets and continuing prosperity. The innovation policy literature establishes a set of general policy conditions for an innovative economy, including macro-economic stability and appropriate intellectual property regimes, as well as defining more targeted measures that can provide financial support at different steps in the innovation chain.^{135, 136}

In relation to the low-carbon transition, three important caveats are in order: First, low-carbon innovation requires specific policy support.¹³⁷ Second, low-carbon innovation should not be reduced to technical innovation; it also involves business practices, social approaches and financing mechanisms.¹³⁸ Third, social innovations that are not necessarily commercially marketable may also contribute to decarbonisation and improve quality of life.

To date, energy research, development and deployment (RD&D) expenditure largely targets the fossil fuel sector. Between 2011 and 2015, federal and provincial investments in RD&D totalled \$2,261 million for the fossil fuel industry, including carbon capture and storage, and \$1,394 million for renewable energy.¹³⁹ The *Pan-Canadian Framework*, however, includes an important place for clean technology, innovation and jobs, exploring ways to build early stage innovation, accelerate commercialization and growth, foster adoption and strengthen collaboration and metrics of success.

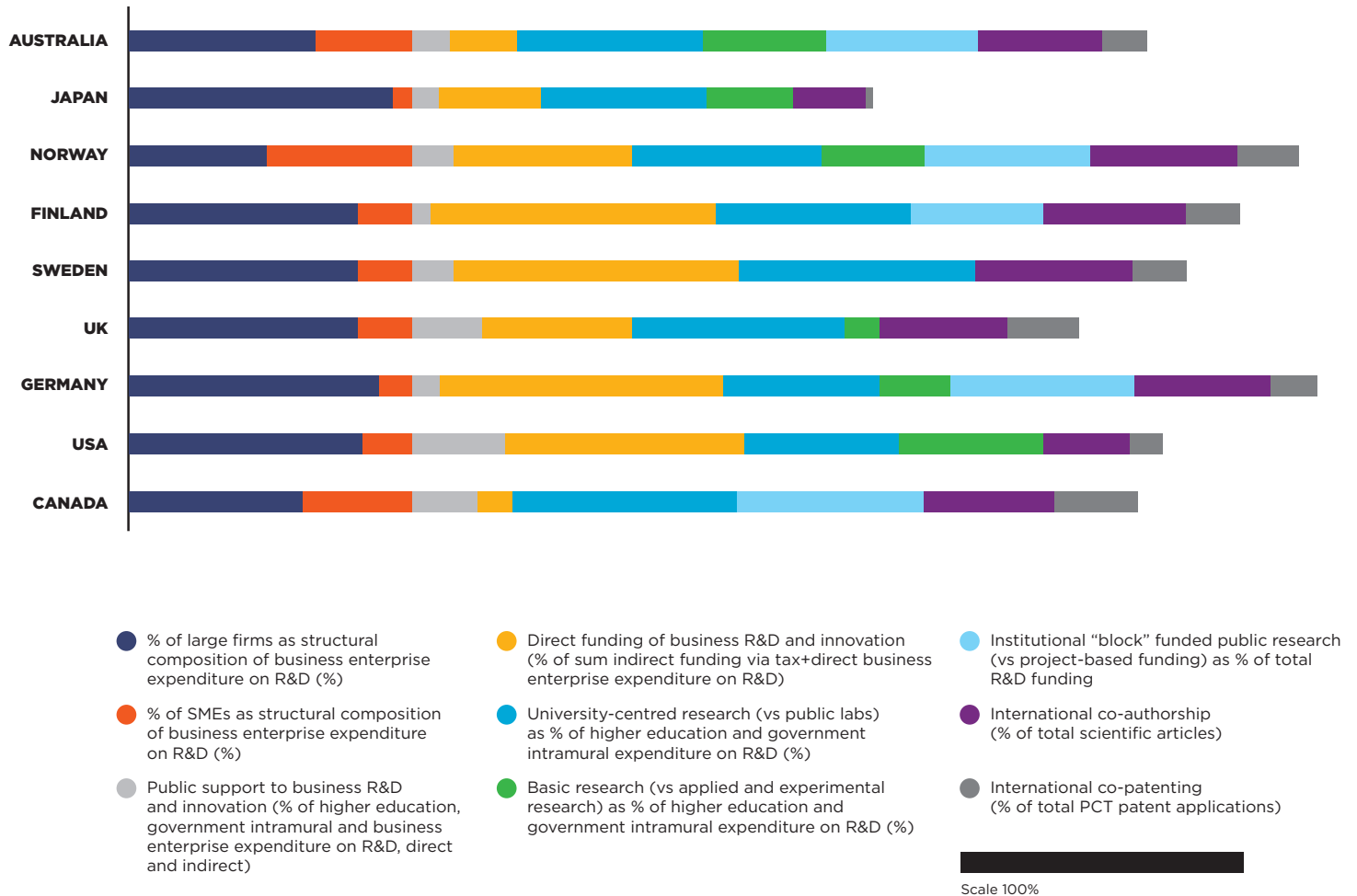
In recent years, considerable efforts have been dedicated to understanding how to become a global innovation leader.¹⁴⁰ An expert panel report commissioned by the Government of Canada proposed six recommendations to stimulate innovation,¹⁴¹ including simplification of the Scientific Research and Experimental Development Program, using procurement to sustain innovation and helping innovative firms access the necessary risk capital. Another study identified access to finance and engagement with regulators as the most pressing barriers to clean tech industry scale-up.¹⁴²

Recent scholarship suggests that the low-carbon energy transition demands a new model of relationships between energy users, energy producers, technology and government¹⁴³ with, for example, enhanced direct access to government for emerging innovators. It is also likely that multiple technologies will have to be deployed rather than a single breakthrough technology, and government will be called to play a variety of roles as buyer,¹⁴⁴ manager and market creator. Many of today's dominant technologies have benefited from direct government support (e.g., smart phones, the internet, biotechnology and pharmaceuticals), suggesting that direct government funding is important.¹⁴⁵

Canada fares well in comparison to other members of the Organization for Economic Co-operation and Development with respect to investment in RD&D (Figure 3.1). However, Canada has relatively limited direct funding, suggesting that reconsideration of investment strategies and programs could be important. Budget 2017 proposes to establish Innovation Canada, "to simplify support to innovators" and initiate a review of business innovation programs¹⁴⁶ that could be informed by innovation research.

Figure 3.1

**DISTRIBUTION OF INVESTMENT IN RESEARCH, DEVELOPMENT AND DEPLOYMENT (RD&D) IN 2012
ACROSS DIFFERENT CATEGORIES.¹⁴⁷**



Innovation goes well beyond direct funding, however. For example, an important challenge of sustaining innovation in the face of a complex problem like climate change is the inherent inability to plan and manage conventionally due to an unforeseeable future.¹⁴⁸ Setting an appropriate context for innovation demands that government identify a direction for change broad enough to allow bottom-up exploration, discovery and learning. Following this approach, Denmark has adopted a low-tech bricolage strategy to develop wind energy, enabling learning and experimentation that eventually led it to be a world leader in wind.¹⁴⁹

KEY FINDING 7:

While investments are necessary to nurture innovation in energy systems, equally essential are the willingness of businesses to take risks and the capacities of governments to provide long-term direction and support.

3.2.1 SECTORS WHERE CANADA COULD LEAD

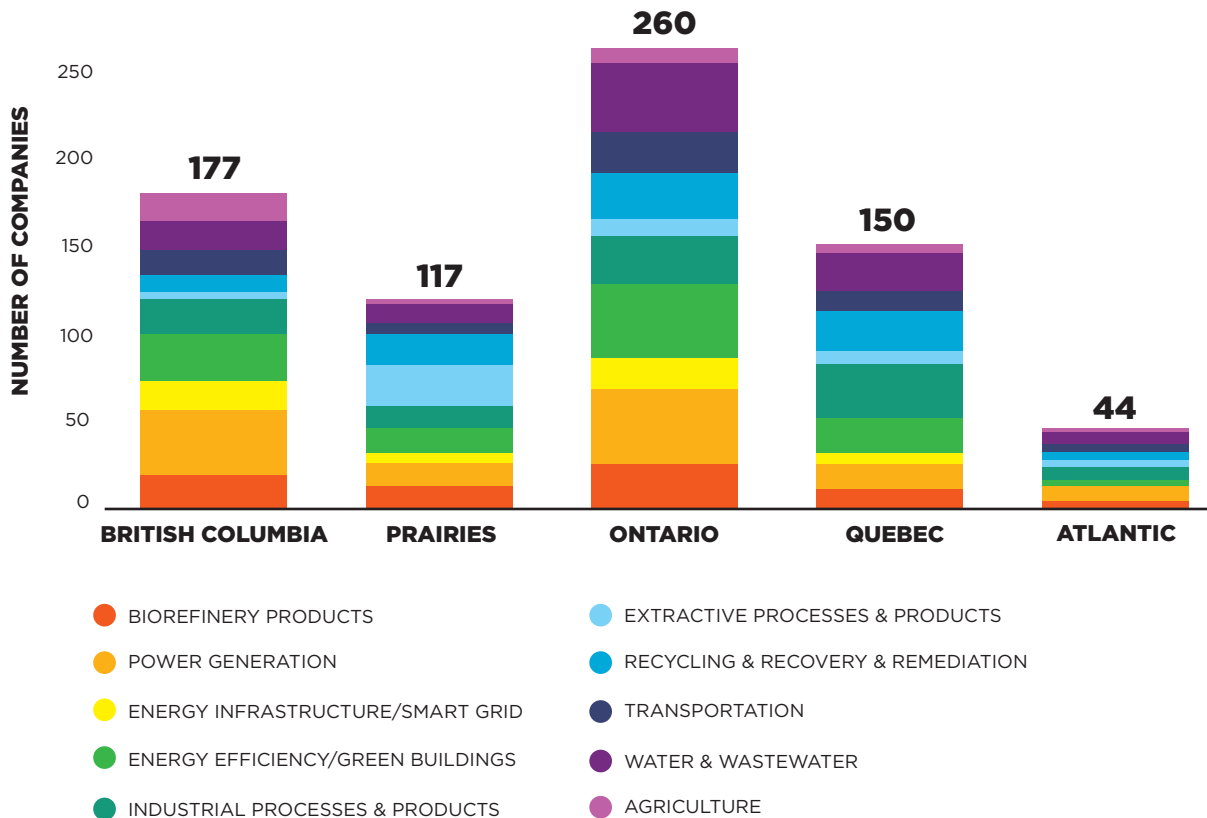
Canada's economy is small compared to that of the USA (9%) and the largest world economies, yet it can find its place in specific niches.¹⁵⁰ Canadian Solar, for example, has business subsidiaries in 24 countries and over 8,900 employees worldwide.¹⁵¹ Opportunities for developing innovative low-carbon products and services are significant, diverse and often region-specific, for example: marine renewable energy in the Atlantic region, transportation manufacturing in Quebec, vehicle manufacturing in Ontario and carbon capture and storage in Western Canada.¹⁵²

An analysis commissioned by Natural Resources Canada identified electric and hybrid vehicle components together with charging infrastructures and batteries as areas for leadership.¹⁵³ It pointed to opportunities in energy efficiency for building and industrial processes and noted global competitiveness in unconventional hydro, bioenergy, waste to energy, solar, off-grid project development, carbon capture and storage, fuel cell systems, biorefineries and biofuels.

The clean tech industry's current profile in Canada provides further indications on future competitiveness. In 2014, this sector had 774 firms generating \$11.63 billion in revenue.¹⁵⁴ The breadth of the sector's focus is large—power generation, energy efficiency and industrial processes lead in terms of company numbers. According to Analytica Advisors, Ontario's strength in energy infrastructure or small scale grids, and energy efficient or green buildings is explained by provincial investments in renewable resources and intermittent energy management.¹⁵⁵ Biorefineries are a subsector of activity with great potential in the Prairies, where innovation has been targeting extractive processes and recycling, recovery and remediation (Figure 3.2). Solar potential in the Prairies and wind potential in the Atlantic suggest that power generation of the clean tech sector could improve greatly with the right incentives.

Figure 3.2

NUMBER OF CANADIAN CLEAN TECH COMPANIES BY SECTOR IN 2014. © Analytica Advisors 2016.¹⁵⁶



Potentially competitive areas also include those for which innovation, investment and industrial foundations already exist and modernization can be achieved with limited efforts. For example, investors could take advantage of the oil and gas industry's expertise in designing and operating large engineering projects, including offshore installations, to run renewable energy projects like geothermal, offshore wind, wave and tidal.¹⁵⁷

Transformative technologies in the oil and gas sector, using biological systems in petroleum reservoirs, nanotechnology or *in situ* hydrogen generation to turn petroleum reservoirs into either large-scale electrical power resources or hydrogen,¹⁵⁸ might also enable the industry to evolve with renewable energy developments. It could also be possible to develop geothermal from existing or abandoned oil wells.¹⁵⁹ Innovation also concerns energy consumption. Canada's large renewable energy potential coupled with its cold climate suggests that it could be competitive in novel, energy-intensive industries like data storage.¹⁶⁰

3.3. FINANCING THE LOW-CARBON ENERGY TRANSITION

Historically, one of the major obstacles to widespread adoption of low-carbon energy has been the cost difference between producing electricity from renewables and non-renewables. Venture capitalists, individuals or companies that invest in start-up companies make their decisions on a predicted risk and return basis, typically investing for a 5-10-year period. They prefer to invest in projects with low capital intensity and high technology, such as energy efficiency, lighting, power storage and wind and solar projects. Projects with high capital intensity and high technology risk—like carbon capture and storage, advanced biofuels, unproven solar cell technology and wave technology—have difficulty finding funding and often require governmental support to bridge the 'valley of death'.¹⁶¹ Government policy plays a key role in several domains, such as in creating feed-in tariffs, acting as a first adopter or large-scale procurer of low-carbon technologies, providing financial support or subsidy programs for research and development, reducing fossil fuel subsidies, pricing carbon, setting renewable investment portfolio standards and creating public-private partnerships.

New global investment in renewable energy has experienced a compound average annual growth rate of 18% from 2004 to 2015. Asset financing is the largest component of total financial investment. Wind and solar receive by far the most funding. In 2016, China (US\$78.3 billion), Europe (US\$59.8 billion) and the USA (US\$46.4 billion) made the largest investments in renewable energy.¹⁶² Companies may not want to take on the added risk of investing in new industries, businesses or technologies without a clear mandate from the federal government.

According to the Organization for Economic Co-operation and Development,¹⁶³ subnational subsidies to the oil and gas industry in Canada in 2014 totalled \$3.1 billion. Subsidies

were mostly from Alberta (\$1.9 billion), British Columbia (\$532 million), Quebec and Ontario (about \$270 million each). Almost all provincial subsidies went to either the extraction or mining stage (34%) or to "other end uses of fossil fuels", for example in agriculture and forestry (65%). At the national level, subsidies totaled \$123 million. Redirecting these subsidies to finance the low-carbon energy transition would create a stable source of financing that could be leveraged to attract private investors. By comparison, the sum of the pledges made by the federal government in the *Pan-Canadian Framework* to support climate action amounted to \$321 million per year.¹⁶⁴

Direct public ownership of low-carbon generation facilities provides another financing option to add to private investments. Hydro-Québec, Manitoba Hydro and BC Hydro have been able to provide affordable electricity due to the long-term benefits of public investments in addition to attracting an active cluster of private industries. Crown corporations could play a significant role in expanding low-carbon energy portfolios, especially where the private sector is reluctant to invest but where there are significant benefits to society—such as economic development opportunities and improvements to health and quality of life.¹⁶⁵

Worldwide support for green technologies and GHG reductions has directly contributed to the emergence of numerous low-carbon initiatives from the private sector investment community that have the potential to help accelerate the low-carbon energy transition. Investors can green their investment portfolios by buying green bonds¹⁶⁶ and swapping fossil fuel companies for renewable energy companies. As of 2015, US\$100 billion worth of green bonds has been issued globally.¹⁶⁷ In January 2016, Ontario issued its second round of green bonds worth \$750 million,¹⁶⁸ and Quebec is following its neighbour.¹⁶⁹

Fiduciary duties might lead public pension fund trustees to divest away from fossil industries, particularly as the risks of a warming climate become clearer.¹⁷⁰ The Carbon Disclosure Project, for example, measures and monitors company CO₂ emissions.¹⁷¹ One source pegged the total loss to fossil fuel industries due to divestments at US\$5 trillion as of December 2016.¹⁷² Controls on carbon emissions could negatively impact companies through stranded assets, but climate change itself will also impact stranded assets.¹⁷³ The authors estimate that, for the present market value of global financial assets, this risk (or cost) of business-as-usual represents US\$2.5 trillion. Investors, however, may expect that technology fixes will maintain the predominance of the oil and gas sectors, remaining sceptical of the world's ability to transition to cleaner energy sources.

Finally, given that energy, transport and building infrastructure lasts several decades and locks in development along specific pathways,¹⁷⁴ investments made at the time of renewing infrastructure are among the most efficient, as they entail little additional investment and financial flows.¹⁷⁵ To a significant degree, the low-carbon energy transition's pace will be determined by the replacement of aging infrastructure across the country and the need to address climate change impacts.

A broad perspective on the cost of the low-carbon energy transition could account for climate change's negative impacts on economic sectors. Under business-as-usual economic activities, costs of climate change are estimated to range from \$21–\$43 billion per year by 2050 (\$2008 value).¹⁷⁶ Delay in domestic GHG policy action from 2012 to 2020 could cost an additional \$86 billion from 2020 to 2050 in terms of firm investment.¹⁷⁷

KEY FINDING 8:

A number of options exist to finance the low-carbon energy transition, calling for collaboration between the public and private sector.

3.4 ADDRESSING EMPLOYMENT

Transformations in the energy sector will reshape related job markets. The recent fall in global energy prices, for example, has had a major impact on employment in the oil sector. Estimates range from 47,225 jobs lost since 2014, primarily in Alberta,¹⁷⁸ to 75,000 direct oil and gas jobs lost, with direct and indirect impacts totalling 185,000 jobs.¹⁷⁹

These losses are exacerbated by advances in labour-saving technologies that increase productivity and reduce employment in resource-producing sectors.¹⁸⁰ For example, the coal mining industry—which employed 8,790 workers in 2013 and 6,220 in 2015—is facing significant declines in employment,¹⁸¹ probably due to continuing technological advances in addition to low international prices and, more recently, government climate change policies. The transition to a low-carbon economy will therefore be only one component of the transformation of the future job market, especially in export-dominated sectors. Yet, it is important to recognize that it can have significant negative or positive impacts on specific industries.

A *Workers' Climate Plan*¹⁸² produced by Iron and Earth, a group of skilled tradespeople and oil sands workers, argues that by upskilling existing energy sector workers for related jobs in the renewable sector, building upon existing manufacturing capacity and actively integrating renewable energy into existing non-renewable energy infrastructure, Canada could position itself to ensure a just transition that benefits all provinces. In Germany, for example, renewable energy supported more than 350,000 jobs by 2015.¹⁸³

Across the country, the potential for job creation in the buildings sector is large, given the number of buildings that need retrofitting and the small investment per job required.^{184, 185, 186} Green building sector growth generates compound job creation effects through additional local design, planning and policy, and infrastructure and engineering jobs. Low-carbon construction also has high skill requirements, providing opportunities for the development of jobs with good remuneration and promising career paths.

Fossil-fuel-rich provinces can also count on their specific strengths to transition their economies as the international demand for oil and gas falters. Alberta and Saskatchewan both highlight agriculture, forestry, life sciences and manufacturing as key provincial economic sectors.¹⁸⁷ Minerals and biotechnology are other important sectors in Saskatchewan. Financial services, tourism and advanced technology industries, including information technology, clean technology and nanotechnology, are also key sectors contributing to the Albertan economy.^{188, 189} In Newfoundland and Labrador, important current and future economic sectors include the fishery and aquaculture,¹⁹⁰ travel and tourism,¹⁹¹ and advanced technology industries, including the ocean technology sector.¹⁹²

KEY FINDING 9:

In the context of fluctuating prices and product demand, oil and gas companies will continue to face pressure. Specific actions should be taken to retrain oil and gas workers.

4. GOVERNING THE LOW-CARBON ENERGY TRANSITION

Transitioning to low-carbon energy entails a shifting constellation of private and public actors, through formal and informal mechanisms that can work to spur innovation across the country.

Energy system governance has traditionally been highly fragmented, with a variety of ministries and regulatory bodies responsible for different dimensions of the energy landscape.¹⁹³ Yet, as the International Energy Agency argued in 2015,¹⁹⁴ ‘integration’—such as district energy or electrical interconnections—is critical for cost-effective decarbonisation strategies. This suggests that enhancing policy coordination and cooperation among governments at all levels is a critical issue for managing the low-carbon transition.¹⁹⁵

4.1 TAKING STOCK OF THE CURRENT LOW-CARBON POLICY LANDSCAPE

Climate change mitigation targets often take the form of a pledged reduction in emissions with respect to a baseline. Canada’s current target is a 30% reduction in economy-wide emissions from the 2005 level by 2030. This entails reducing emissions from 747 MtCO₂-eq to 523 MtCO₂-eq.¹⁹⁶

Provinces and territories likewise have targets (Figure 4.1); the aggregate emissions resulting from these targets were calculated (Table A.1). For 2030, aggregate emissions amount to 535 MtCO₂-eq, roughly consistent with the national target.

The two main current federal policy measures to date include a 40–45% reduction by 2030 of methane from ‘fugitive emissions’ (emissions unintentionally released to the atmosphere by leakages during oil and gas production). Although information released in April 2017**[b]** suggests that the federal government now plans to postpone this measure, if it were to follow the schedule set in the agreement signed in March 2016, the measure would contribute reductions of 23.2 to 26.1 MtCO₂-eq. The second measure is the phase-out of coal-generated electricity, which as announced would result in a reduction of about 5 MtCO₂-eq.¹⁹⁷ These two ‘key’ measures together would only bring emissions from the energy sector down by 28.2–31.1 MtCO₂-eq, leaving a balance of 193–196 MtCO₂-eq to be found to reach the 523 MtCO₂-eq target.

The numbers are clear: Current policy measures are not sufficient to deliver on the main short-term Canadian GHG objective. The results of a review of existing energy modelling studies likewise suggested that the current policies are not sufficient to drive the low-carbon transition.¹⁹⁸

For the long-term, the *Mid-Century Strategy* explores an economy-wide national reduction of GHG emissions of 80% below 2005 levels by 2050,¹⁹⁹ which would result in total national emissions of about 149 MtCO₂-eq (Table A.1). The present provincial/territorial pledges would result in 316 MtCO₂-eq, double the level represented by a possible 80% economy-wide emission reduction (Figure 4.2).

[b] <http://www.ledevoir.com/environnement/actualites-sur-l-environnement/497582/trudeau-recule-sur-le-methane-et-sur-le-climat>

Figure 4.1

PROVINCIAL/TERRITORIAL LONG-TERM GHG EMISSION REDUCTION TARGETS

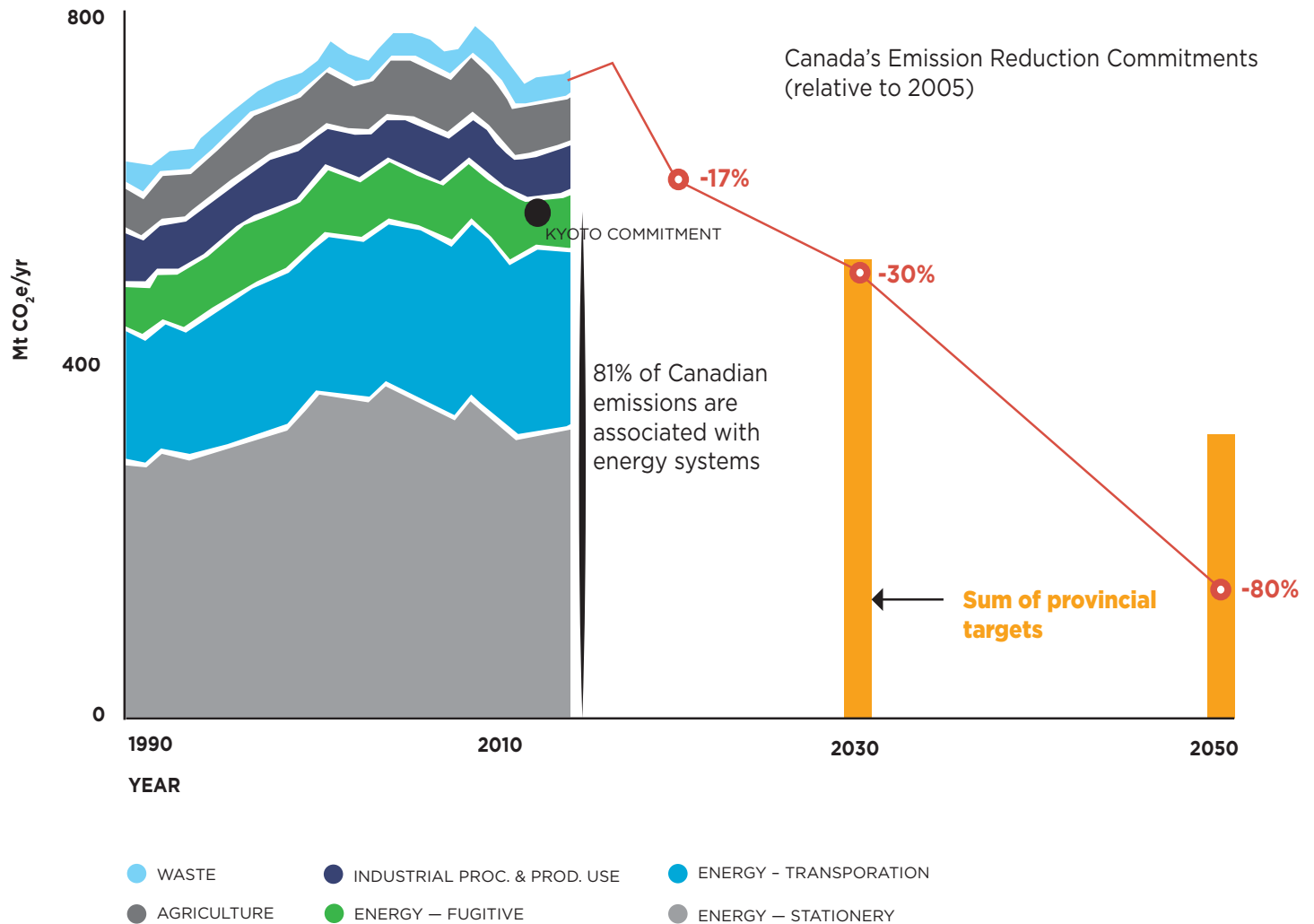
Targets taken from the *Pan-Canadian Framework*²⁰⁰ unless otherwise specified. Canada's long-term target is that explored in the *Mid-Century Strategy*.



Figure 4.2

CANADA'S GREENHOUSE GAS (GHG) EMISSIONS (1990 TO 2014 DATA)²⁰⁹ PAST, CURRENT AND TENTATIVE NATIONAL TARGETS (shown in red)

The yellow bars depict the sum of estimated emissions from provincial and territorial targets for 2030 and 2050 (See Annex I for explanation of calculations).



The ability to accelerate the low-carbon energy transition to meet emission reduction targets depends on the choice of appropriate policy measures. Because the energy sector represents about 80% of emissions (Figure 4.2), energy policies are critical to the low-carbon transition.

According to the International Energy Agency global database for renewable energy²¹⁰ and energy efficiency,²¹¹ there are currently 13 regulatory policies in force in Canada to stimulate the use of renewable energy and 41 regulatory policies targeting energy efficiency. Several renewable energy policies focus on bioenergy (13/31 policies in force).

The *Pan-Canadian Framework* positions the energy transition at the core of Canada's response to climate change while maintaining a strong economy. Its policies can be analysed using the framework proposed by Hughes and Urpelainen,²¹² distinguishing between policy approaches that target specific industries and those that apply across economic sectors (Table 4.1). Except for carbon pricing, the new measures proposed in Annex II of the *Pan-Canadian Framework* are regulatory in nature and targeted in scope.

Table 4.1

POLICY OPTIONS PROPOSED BY THE PAN-CANADIAN FRAMEWORK

Policies were classified using mechanisms most widely deployed internationally, including carbon pricing, subsidies, regulations, procurement and information provision.²¹³ The sectors targeted by the policy followed Hughes and Urpelainen.²¹⁴ The jurisdictions that could most likely implement the different policy options were determined.

POLICY CATEGORY	POLICY OPTIONS	TARGET EFFECT	JURISDICTION	ANNEX I: PAN-CANADIAN FRAMEWORK	EXAMPLES
CARBON PRICING	Cap-and-trade/ Tax	Environment	Federal and Provincial	Carbon pricing by 2018	
SUBSIDIES	Renewable energy certificates	Industry	Federal and Provincial		
	Users' subsidies	Industry	Federal and Provincial		<ul style="list-style-type: none"> • Tax credit for low-carbon vehicles • Retrofit incentives
	Feed-in tariffs	Environment and Industry	1st Provincial		
REGULATIONS	Portfolio standards	Industry			
	Pollution control	Industry	Federal and Provincial	Reduce methane emissions from oil and gas	
	Ban		1st Provincial	Phase-out of traditional coal-fired electricity by 2030	
	Performance standards	Industry	Federal and Provincial	<ul style="list-style-type: none"> • For natural-gas-fired electricity • Develop a clean fuel standard • Existing renewable fuel regulations • Reduce HFC consumption standards 	<ul style="list-style-type: none"> • LCFS • Building codes • Zero-emission vehicle standards
GOVERNMENT INVESTMENTS	Training programs	Environment	Federal and Provincial		
	Public procurement	Industry	Federal and Provincial		
INFORMATION	Corporate carbon disclosure	Environment	1st Provincial		
	Certification	Environment	1st Provincial		Passivhaus
	Labelling	Environment	Federal and Provincial		Energy Star

Table 4.1 also shows that, while some policy measures such as feed-in tariffs, bans or certifications are mostly under provincial jurisdiction, the federal government has many options to facilitate the low-carbon energy transition. Spending power is key to the federal government's ability to stimulate this transition. The creation of the Infrastructure Bank, with a pledge of \$35 billion, and a \$2 billion Low-Carbon Economy Fund—as well as numerous other budget items announced in Budget 2017—is an encouraging development that shows that the federal government is keen on acting by financing.²¹⁵

KEY FINDING 10:

The sum of the provincial targets is still insufficient to allow Canada to deliver emission reductions consistent with 80% below 2005 by 2050.

4.2 CHARACTERISTICS OF LOW-CARBON ENERGY GOVERNANCE

The scale of the change needed to tackle climate change is clearly beyond any one sector and level of government to solve and implement.²¹⁶ Mobilization of all sectors of society is needed. In this context, new governance approaches need to factor in the contribution that individuals and groups in communities make to place-based decision-making at the lowest appropriate governance level.^{217, 218}

To implement its renewable energy and climate protection strategy, Germany's federal government, for example, empowers and resources states and municipalities, while bottom-up citizen leadership has emerged in municipalities. As of 2013, through federal government support, 136 regional governments, cities and rural communities with 21.2 million citizens (26% of the population) were certified with 100% renewable energy.²¹⁹ While citizens have provided leadership in climate protection and the *Energiewende* (energy transition), the federal government strategically enables and supports these initiatives through research institutes, ministries and strong targets embedded in federal legislation, eliminating barriers and sharing in the operational costs of municipal leadership.

In the Canadian context, key governance features include:

- **Establishing a permanent framework** for the provinces, territories and federal government to continue to work together at transforming energy systems;
- **Integrating the energy transition** within the work of relevant ministries and agencies and ensuring horizontal coordination across departments;

- **Re-examining the finances** and powers of municipal governments to ensure they have the authority and financial resources to play their part in the low-carbon energy transition;
- **Considering Reconciliation** as a fundamental building block while developing clean energy partnerships with Indigenous peoples;
- **Adjusting the mandates of energy regulatory bodies** at all levels to ensure they are empowered to pursue a low-carbon transition while enforcing social, health and environmental safeguards;
- **Creating frequent, iterative opportunities** to learn and change course in light of emerging technologies, market dynamics and social practices, based on robust monitoring.

Notions of multi-level governance and collaborative process design are not new and can serve to inform governance of the low-carbon energy transition.^{220, 221} A congruent suite of federal, provincial and local government policy tools that are predictable, flexible and buttressed by a supportive regulatory framework could accelerate the transition.^{222, 223} Congruence does not mean uniformity, but rather reflects the notion that policies that are pursued by different levels of government avoid unnecessary duplication and tensions and maximize synergies in their objectives and measures. As early as 2004, the Energy Dialogue Group representing 17 industry associations—including some of the largest energy producers and distributors—called on all levels of government to come up with clear, coherent policies on energy.²²⁴ The Ecofiscal Commission recently pointed to a number of inefficiencies caused by lack of interprovincial and inter-territorial coordination.²²⁵

The diversity of regional energy systems offers an opportunity to experiment with, and learn from, the most effective and cost-efficient measures to transition to a low-carbon future. Policymakers could draw on the experience of different jurisdictions to ascertain the most effective policy for achieving a particular objective.²²⁶ No single community or level of government has all the answers; given the diversity of Canadian geography, aspirations and governance systems, promoting and evaluating different solutions across the country is more likely to deliver socially desirable outcomes (Box 3). What will work well in Alberta will not necessarily do so in Quebec.

Adopting an experimental approach could be especially valuable to the extent that it would enable various governments and relevant stakeholders to agree on a shared framework of objectives, measures for assessing their achievement and regular processes for monitoring and deliberation, while providing flexibility in the specific means that are adopted for reducing carbon emissions from the energy sector.²²⁷

3

For Discussion:

DEFINING APPROPRIATE ROLES IN MULTI-LEVEL ENERGY GOVERNANCE

There is ongoing debate on the respective roles of the federal, Indigenous, provincial, territorial and municipal governments in the low-carbon transition, given that many provinces have adopted energy transition targets that are more ambitious than those of the federal government, whereas others oppose target-setting.

In 1992, the Supreme Court concluded that the provinces have primary responsibility where the environment is concerned.²²⁸ They hold the power to regulate pollution and exploitation of most natural resources within their boundaries. As for the Federal Parliament, its powers are mostly subject-specific, relating to fisheries, navigation, offshore waters, the nuclear industry and interprovincial undertakings such as pipelines, trains, transmission lines and interprovincial and international commerce. Nevertheless, because of its power over taxation, the federal government can play a central role in energy and natural resource management, via policies enacted through fiscal incentives and spending to support greater sustainability.

Since different provinces will be affected very differently by the energy transition, a national perspective could ensure that all provinces are treated fairly, in terms of both contributing to the energy transition and receiving the funding necessary to transform their economies. Furthermore, important elements of the transition—such as efficiency regulations in many sectors, interprovincial energy transport and international commerce—are within federal jurisdiction. Since the federal level is responsible for Canada's international commitments, only a federal program would be able to ensure that these commitments are met.

Previous experience, such as the National Energy Program established in 1980, which lasted only five years, suggests that a top-down approach imposed by the federal government is unlikely to deliver the expected results. Real dialogue and collaboration between provinces and the federal government is therefore essential.

Other levels of government also matter. Municipalities, for example, are directly and indirectly associated with a significant proportion of energy use.²²⁹ In the words of the Supreme Court: "Law-making and implementation are often best achieved at a level of government that is not only effective, but also closest to the citizens affected and thus most responsive to their needs, to local distinctiveness, and to population diversity".²³⁰ This principle highlights the fact that local initiatives, especially at the municipal level, are as important as—and sometimes imbued with greater legitimacy than—actions targeting the whole country, even though municipalities do not have a protected constitutional role.

Given Canada's complex federated structure, what are the best ways for provinces, federal institutions and municipalities to collaborate?

In addition, responses to sustainability issues call for breakdown of the silos of traditional government departments.²³¹ Besides having **flexible and collaborative** governance arrangements, energy governance requires that decision- and policy-making processes be **transparent**.²³²

Social acceptability, a factor that may enhance the possibilities for a low-carbon energy transition, has been depicted as a triangle connecting policymakers, key stakeholders, local authorities, consumers and investors.²³³ This model distinguishes between socio-political, market and community acceptance, where each of the above-mentioned actors plays his/her part. The top-down tendency to 'consult' the public to obtain social acceptance, rather than working collaboratively to co-produce desirable outcomes, fails to recognize the unequal distribution of power within policymaking processes.²³⁴ The absence of visible opposition is deemed tantamount to consent, when in fact it may mean an inability to access political institutions, ineffective or mistrusted processes or public disengagement.

As demonstrated in several countries where low-carbon energy practices or technologies have been linked to perceived gains in quality of life, status, resilience and/or cost savings, such practices and technologies may spread across neighbourhoods without intense promotion by government.^{235, 236, 237} A new low-carbon energy governance can contribute to individual Canadians 'seeing' themselves as implicated in energy governance.

There is evidence that innovative participatory energy planning and visioning processes—both virtual and place-based, and led or hosted by local government or energy experts—can achieve citizen learning and promote changes in attitudes.²³⁸ Grassroots and third-party mobilization on energy can lead to significant reductions in energy usage in relatively short timescales in neighbourhood or multi-family housing settings.²³⁹ Successes have been associated with a range of factors, including close spatial proximity and local identity, pressure and cooperation or competition among neighbours,²⁴⁰ and supportive partnerships with other actors like city staff, non-governmental organizations or other third-party intervenors.²⁴¹ For example, Gitga'at First Nation installed a smart metering program following community energy planning with the help of Pembina Institute.²⁴²

A just transition to a low-carbon future requires a vision of sustainability that is **inclusive, equitable, adaptable and holistic**, and that recognizes the importance of racial and gender²⁴³ issues as well as the reality of poverty. The way that future communities look and function will depend on the distribution of low-carbon energy resources, economic development, citizens' cultural preferences and pre-existing infrastructure or urban form. Procedural inequalities and unequal access to institutions often limit the participation of lower income and Indigenous people and racial minorities in policymaking.^{244, 245} Participatory models of governance can allow the emergence of solutions that simultaneously deliver multiple social and environmental benefits.

Consideration of those Canadians whose livelihoods might be threatened by transition is paramount.²⁴⁶ The resource industries are particularly susceptible to cycles of boom-and-bust akin to the rise and fall of international oil prices in Alberta, resource collapse—such as that of the Atlantic cod fishery—and loss of competitiveness, as seen with forest products in the 1990s. If appropriate policy frameworks are adopted, it may be possible to reduce the risks of such sudden shocks during the decades-long low-carbon transition.

KEY FINDING 11:

The breadth of the energy transition affects all levels of government and a wide variety of stakeholders. To be successful, it will require ongoing collaboration, transparency and flexible mechanisms that allow for course correction.

4.3 POLICY FRAMEWORKS

The *Stern Review on the Economics of Climate Change* identifies climate change as “the greatest market failure ever seen”.²⁴⁷ Economic theory suggests that carbon pricing provides the most efficient way to spur economy-wide change, sending a clear price signal to businesses and households while allowing them to make their own decisions about when and how to adopt lower carbon alternatives.²⁴⁸

Yet, carbon pricing poses many political difficulties.²⁴⁹ There is also clear evidence that, to address a problem as complex as climate change, measures like regulations, innovation policy and behavioural incentives are necessary.^{250, 251} Furthermore, in some circumstances, regulatory policies are more politically acceptable.²⁴⁹ The most substantial GHG reductions in recent years have been achieved by regulatory initiatives—in particular Ontario's coal phase-out.

With the adoption of the *Pan-Canadian Framework*, the country is moving towards a national carbon price involving distinct mechanisms in different provinces, and coordinating numerous complementary measures. To succeed in the energy transition, it will be necessary to move beyond the general objectives of the *Framework* and adopt appropriate, specific policy tools and regulatory measures based on evidence and best practices.

Transition pathways entail a combination of policy mechanisms that should constantly be evaluated according to their (1) economic efficiency, (2) environmental effectiveness, (3) political acceptability, (4) administrative feasibility,²⁵³ (5) equity and (6) alignment with other social, economic and political goals. Over the past two decades, the international community has gained considerable experience with policies intended to secure GHG emission reductions and encourage the uptake of low-carbon energy alternatives.^{254, 255} Existing literature discusses advantages and drawbacks of particular policy instruments and examines diverse national experiences.²⁵⁶

At the core of an effective policy effort, there is usually one or more mandatory initiative involving compulsory compliance. Voluntary and subsidy-based programs alone do not typically induce economy-wide changes at the desired scale and timeframe.

No single policy instrument can meet policy objectives across the range of economic sectors and spatial and administrative scales. California, for example, has various policy instruments covering all aspects of energy systems, including a carbon cap-and-trade program, stringent energy efficiency standards for appliances and buildings, an initiative to promote methane reduction on farms and encompassing policies for the transport sector.²⁵⁷ While policy stability is broadly desirable to encourage investment, a successful policy mix necessarily evolves over time, calling for flexibility and a willingness to adjust policies rapidly when problems surface.²⁵⁸

A broad dilemma faced by governments is how to encourage the rapid uptake of low-carbon alternatives while simultaneously avoiding lock-in to solutions that are eventually proven suboptimal.²⁵⁹ Substantial state support for a favoured technology can allow it to secure early market dominance while other, ultimately more beneficial but less mature, technologies are locked out. Such concerns have been expressed with respect to first generation biofuels vis-à-vis cellulosic alternatives, for example.

Partly to address this risk, it is sometimes argued that governments should *always* aim for 'technology-neutral' policy designs²⁶⁰ that avoid 'picking winners', and leave it to producers and consumers to sort out which approaches will ultimately triumph, focusing the policies on objectives instead of technologies. However, such an approach is not always possible, particularly in the case of large-scale technologies with long-lived infrastructure or substantial environmental risk, or when a policy can serve as supporting the emergence of a world-class leader.²⁶¹ Moreover, uncertainties about which technology will ultimately succeed can impede deployment, as all parties hold back to see where things are headed. There is no simple or universal solution to this dilemma.

Public acceptance of renewable energy systems is not black-and-white; there are sometimes divisions within the community around tangible issues like local aesthetic impacts of energy infrastructure.²⁶² Evidence suggests that renewable energy projects "fare better when the public is engaged in the process and feels empowered about its results,"²⁶³ through careful and equitable approaches to siting, design, viewscape management and revenue-sharing with affected people.

Beyond unfamiliar energy technologies, public acceptability of sustainable social practices and lifestyle changes related to energy may create barriers to a low-carbon energy transition. For example, higher density housing and high-rises, new transit lines and higher energy costs may be unacceptable to local citizens.²⁶⁴ Social acceptance, in contrast, has been used to explain the fast spread of solar panels in Californian communities.²⁶⁵ Such evidence suggests that social interaction and peer effects can be utilized within intelligent governance and engagement processes to increase the uptake of low-carbon living. A low-carbon energy transition will be facilitated by options that combine reduction in energy demand with improvements in comfort and lifestyle for citizens.²⁶⁶

Finally, transition policies must not only be designed, but also implemented and periodically revised to remain relevant, calling for appropriate institutional and organizational innovations.²⁶⁷ The design of institutions is crucial to enhance the viability of energy-related projects.²⁶⁸

5. ACCELERATING THE LOW-CARBON ENERGY TRANSITION

To illustrate how the transition to a low-carbon energy system could proceed, we consider four ‘fields of action’. These identify politically important arenas in which governments, citizens, communities and businesses can work together to use the low-carbon transition to build a better future for Canadians. While energy systems are often seen from the supply side, their magnitude and nature are largely determined by service demand.²⁶⁹ The fields of action examine how changes in energy supply and demand can offer citizens and companies a range of attractive low-carbon options.

The first field of action focuses on transport, which today remains almost entirely dependent on fossil fuels. The second emphasizes cities, where most Canadians live and the energy transition can be made most tangible to citizens. The third relates to Indigenous communities, many of which remain disadvantaged and are often disproportionately dependent on fossil fuels. The final field of action highlights heavy industry, including the oil and gas sector, which poses considerable challenges in terms of the nature of its energy requirements.

5.1 FIRST FIELD OF ACTION: RE-IMAGINING THE MOVEMENT OF PEOPLE AND GOODS

Any realistic vision for a future sustainable society requires developing low-carbon means to transport people and goods over long and short distances. The transport system has been identified as the most promising demand-side sector for decarbonisation.²⁷⁰ Options to gradually eliminate fossil fuels include improving vehicle efficiency, low-carbon fuels, increasing occupancy, developing alternative vehicle technologies, changing transport modes and reducing the need for transportation.

Freight transportation is an important component of the low-carbon energy challenge. Local delivery trucks are well-suited to electrification.²⁷¹ They tend to repeat the same limited-distance routes during daytime and can thus be charged overnight at a fixed terminal. A case in point: Purolator will be testing an electrified version of its familiar courier step van developed and assembled by TM4, Cummins and McGill.

Heavy Class 7 and 8 vehicles are more difficult to electrify because of their high energy requirements. These vehicles often haul heavy freight over long distances on hilly terrain. Nonetheless, bus makers have been able to tackle a similar challenge and vehicle manufacturers such as Tesla and Daimler have announced their intention to develop battery electric tractor-trailer trucks featuring long-range,

fast-charging and autonomous-driving capabilities. Other companies such as Nikola Motors and WrightSpeed have adopted efficient reduced-emission hybrid-electric architectures for their tractor powertrain designs.

Beyond powertrain technologies, re-engineering delivery systems to improve the filling rates of trucks—while making sure they do not experience congestion when transporting goods—could improve energy efficiency. Options include reserved truck lanes, more flexible delivery hours, consolidation of deliveries and moving towards efficient urban logistics using right-sized vehicles.

Discussion of freight transport warrants examining the role of trains and water-based transport options for moving goods across the country. Taking a life-cycle perspective, trains have been shown to be more energy-efficient than both heavy trucks and medium heavy trucks by 77% and 86%, respectively.²⁷² In North America, freight train deployment has been growing and faces a capacity constraint.²⁷³ Since interprovincial railways are under federal jurisdiction, they are one aspect of decarbonisation in which the federal government could advance by building on existing expertise in train engineering from Canadian companies.

Despite the potential energy efficiency gains from rail, the federal government has largely failed to drive transformation of the railway by ensuring access in cities willing to develop regional and suburban rail-based public transportation, efficient and reliable intercity passenger transportation and regional freight. Canadian railways specialize in hauling natural resources and other bulk commodities, and have sized and equipped their infrastructure accordingly, creating incompatibilities with the movement of higher speed passenger trains for local, regional or intercity passenger travel. Changing this would require proactive action from the federal regulator that favours public and private investments to increase the speed and capacity of train movement, as well as to electrify the rail corridor. A 2016 study on decarbonisation of freight transport in Europe identified key elements that determine transportation mode choice, including: transit time, door-to-door cost, service availability, safety and security, and environmental friendliness.²⁷⁴ Considering these two last characteristics, the authors concluded that rail could have an advantage over other transport modes.

VIA Rail, AMT and GO Transit (MetroLinx) already own about one-third of the track needed to develop a high-speed electric train corridor between Montreal, Ottawa and Toronto. A second promising corridor in which the federal government could support infrastructure investment is between Calgary and Edmonton.

In regions of the country where rail is not a viable option for long-distance travel, passenger connections could be ensured by improved bus transit to stimulate emission reductions and efficiency. Recent adoption of the hybrid-electric transit bus was quickly followed by technology improvements towards complete electrification of the powertrain. Full-size battery-electric transit and intercity buses are now entering the market, with overhead fast-charging capabilities and optional large batteries offering ranges up to 500km on a single charge.²⁷⁵ Given the recent purchase of several electric buses by large cities like Edmonton and Seattle and rapid growth of the electric bus market in China, investments have increased sharply to accelerate their deployment. The global electric bus market is expected to grow by 20–25% annually to reach US\$85 billion by 2025,²⁷⁶ and by then may dominate the market over conventional combustion engine propulsion in North America and China.

Electrification applied to road vehicles can increase efficiency fourfold.²⁷⁷ The number of electric vehicles worldwide is growing by approximately 50% annually²⁷⁸ and electric vehicles have the potential to displace fossil fuels at least in part.²⁷⁹ Recent technological advances in lithium ion batteries are now available on the market.²⁸⁰

A revolution in transportation could be triggered by combining proven technologies like electric trains and emerging options like electric buses and autonomous electric cars with energy efficiency measures and low-carbon electricity.²⁸¹ The advent of autonomous cars^{282, 283} is an important innovation in the industry.²⁸⁴ These technologies may favour multi-mode mobility: Drivers and passengers will not be bound to their own cars, but rather able to call cars for the first or last kilometer of their journey, allowing greater integration with intercity trains and buses.²⁸⁵

Jaccard et al. (2016)²⁸⁶ used a hybrid energy-economy model to compare outcomes from business-as-usual, emissions pricing and flexible regulation scenarios. The flexible regulation scenarios hinged on the transport sector, including: a partial-zero-emission vehicle standard mandating vehicle manufacturers to sell a minimum aggregate number of zero-emission vehicles; a low-carbon fuel standard requiring fuel distributors to sell increasingly low-carbon fuels; a truck emissions standard with greater stringency than current standards, as well as a low-carbon fuel standard for trucks; and phase-out of diesel and other fossil fuels for public transit buses, intercity buses and passenger and freight trains by 2030–2035. In addition, the model eliminated coal without carbon capture and storage from electricity production by 2030 and applied performance standards to industry. The magnitude of emission reductions driven by implementing the proposed suite of flexible regulations is similar to that obtained through economy-wide carbon pricing at ~\$200 tCO₂-eq by 2030, and would reduce emissions by 45–55% below 2005 by 2050.

POLICY PERSPECTIVES: TRANSPORT

Transportation has the potential to become a focus for economic growth and development with a zero-emission vehicles mandate at its heart.²⁸⁷ According to the McKinsey report,²⁸⁸ electric vehicles and plug-in hybrids are sectors in which Canada can be globally competitive and that could benefit Ontario's auto and Quebec's public transport industries.

Technological development could be stimulated by immediate adoption of flexible regulations on partial-zero-emission vehicles and low-carbon fuel standards,²⁸⁹ coupled with thoughtful regulation and planning regarding public and active transportation²⁹⁰ and clear leadership from the federal government regarding rail and waterway transportation.

It has been suggested that a shift from privately-owned to shared-use vehicles could decrease energy emissions. However, a high level of automation could also lead to increased travel and related energy consumption, emphasizing the need to rapidly develop policy and measures to ensure that the deployment of autonomous vehicles will serve decarbonisation.²⁹¹

5.2 SECOND FIELD OF ACTION: CITIES AS SUSTAINABILITY LABORATORIES

With almost 25 million people living in Canadian urban areas²⁹² and populations expected to grow considerably, cities are demonstrating leadership and pioneering new tools and programs on low-carbon transitions.²⁹³ The proximity between municipal governments and their constituents²⁹⁴ provides many practical opportunities for government to interact with businesses, community groups and citizens to mobilize energy conservation through lifestyle choices and behaviour change.²⁹⁵

Planning and managing urban growth have a central role in the low-carbon energy transition, affecting energy use with respect to both the built environment and mobility.²⁹⁶ The transition requires a thoughtful shift towards compact, more complete forms of new and existing communities.²⁹⁷ This shift has begun: Between 2011 and 2016, population density grew in all but two metropolitan areas.²⁹⁸

The city 'toolbox' includes smart density, mixed-use neighbourhoods, public transportation, walkable local environments, reduced space allocated to cars, revitalized urban centres and brownfield sites, whole neighbourhood retrofits and protection and expansion of urban forest canopy and green infrastructure.²⁹⁹ Sustainable cities require more shared walls, higher building standards and, often, district energy systems that efficiently generate and distribute heat, reuse waste heat and provide cooling energy.³⁰⁰

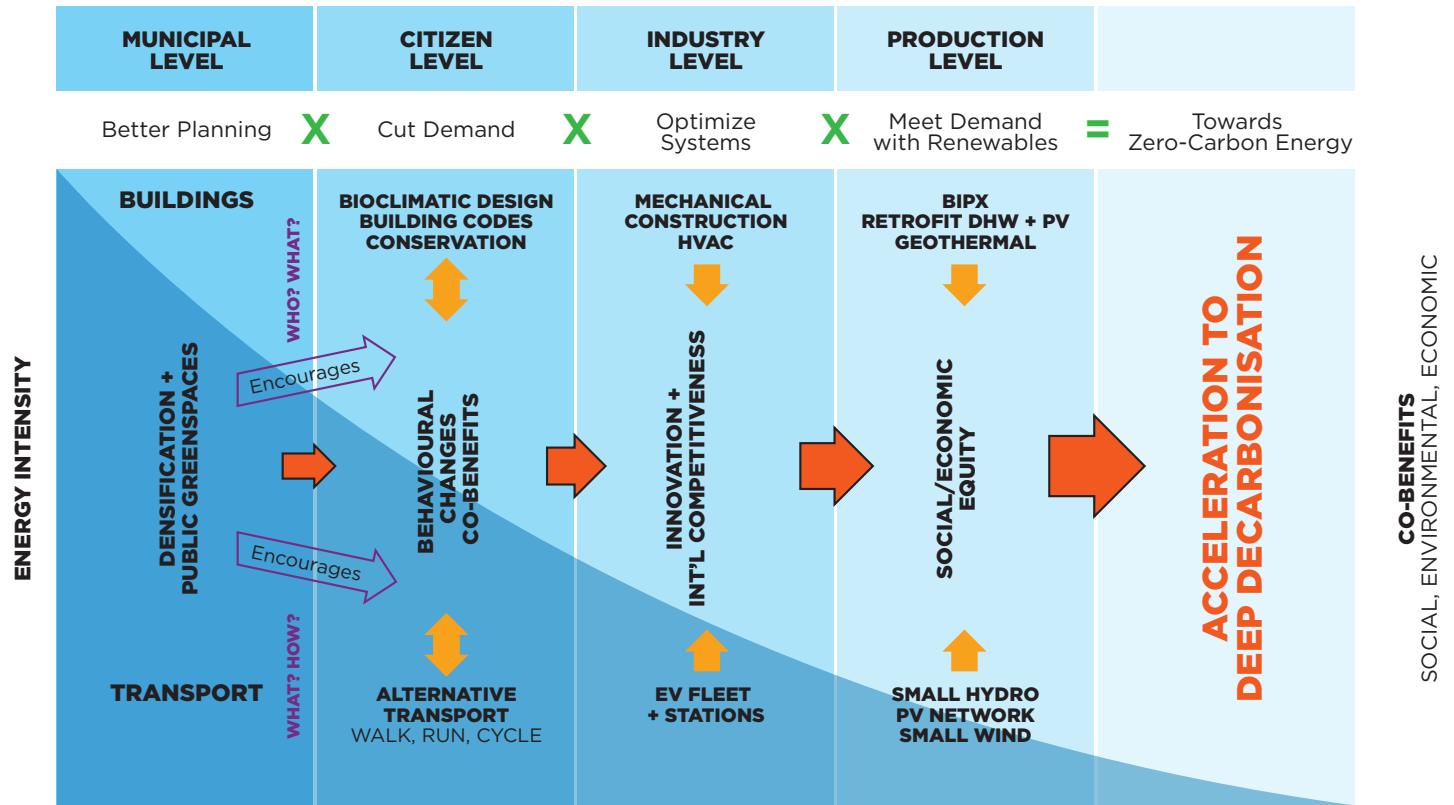
Novel, energy-efficient city planning could strengthen synergies between the individual household- and city-scale to accelerate the low-carbon energy transition and improve liveability. A framework to guide decision-making in the low-carbon energy transition (Figure 5.1) could include:

1. Reducing the demand for energy services through energy-efficient planning, infrastructure investments, appropriate urban densities, integrated greenspaces, diversity of public and active transportation options, stringent construction and retrofit standards (insulation and airtightness) and bioclimatic strategies such as daylighting, passive heating and cooling;
2. Promoting energy conservation through behavioural change of householders and commuters via education campaigns, social movements and shifting social norms;
3. Increasing the energy efficiency of installed utility systems and equipment that meet this reduced demand, by efficient heating, cooling, lighting, control systems and appliances; and
4. Increasing access to low-carbon energy supply for buildings and transportation.

Figure 5.1

THE MULTIPLIER EFFECT FOR ZERO-CARBON ENERGY/NET-POSITIVE CITIES

Concept development: A. Potvin, Université Laval.




Synergistic planning can provide considerable benefits. In addition to aesthetic, health and air quality benefits, urban forest canopy and green infrastructure contribute to offset the 'urban heat island effect'³⁰¹ and associated increases in energy demand.³⁰² TD Economics estimated trees in Toronto to be worth about \$80 million annually.³⁰³ Infill development on parking lots, houses above shopping centres, better transit, green networks to encourage active transportation and mixed land uses are other examples of neighbourhood changes that both save energy and increase residents' quality of life (Figure 5.2).

The pledge by the global organization Architecture 2030 to transform the built environment by modifying building codes so that existing buildings are 50% more efficient³⁰⁴ and new buildings carbon-neutral by 2030, with buildings constructed under standards akin to PassivHaus (<15kWh/m²) by 2050,³⁰⁵ speaks to the level of ambition that could be taken up in the construction sector. This ambition is demonstrated, for example, by the award-winning Varennes Library building in Quebec.³⁰⁶

Figure 5.2

VISUALIZATION OF POSSIBLE RETROFITTING OF A HIGH-CARBON NEIGHBOURHOOD IN BURNABY, BRITISH COLUMBIA, TO REDUCE PER CAPITA ENERGY DEMAND WHILE SWITCHING TO RENEWABLES AND INCREASING POPULATION. Photograph by Stephen Sheppard and visualization by David Flanders and Peyvand Forouzandeh, Collaborative for Advanced Landscape Planning (CALP).



Cities like Vancouver have already brought in strict new building codes.³⁰⁷ Several residential, commercial and institutional buildings, such as Manitoba Hydro Place in Winnipeg, showcase the innovation of Canadian architects, engineers and the clean tech sector. At the residential level, the AYO Smart Home at University of British Columbia in Vancouver combines Indigenous architectural inspiration with modern technical advancements in energy efficiency to deliver affordable, innovative housing solutions to First Nations communities. The user-friendly construction approach empowers First Nations to participate in meeting the high demand for new housing construction in their own communities.³⁰⁸

Choice of building material also affects GHG emissions. Wood is a renewable resource produced in abundance with a considerably lower carbon footprint than concrete or steel, since wooden buildings provide long-term storage of carbon. Tall wood buildings are a growing trend globally, and University of British Columbia's new 18-story wooden residence, one of the world's tallest wood buildings, is a remarkable demonstration of Canadian innovation in wood products and design.³⁰⁹ By recognizing the environmental and aesthetic advantages of tall wood buildings, building codes could contribute significantly to long-term reductions in GHG emissions.

While it is simpler to achieve high standards in new building and site design, many buildings pre-date current building code standards; 75% of homes were built before 2000.³¹⁰ Assuming a 30-year renovation cycle, the current building stock needs or will soon need retrofitting³¹¹ through improved insulation, window glazing and air-leak sealing. Valuable experience on how to carry out massive retrofit projects for high-rises is accumulating³¹² and stimulating whole neighbourhood-scale retrofitting through collective behavioural change and incentives via thermal imaging and incentives.³¹³ MyHEAT, for example, is an Alberta-based high-tech application of thermal imagery systems with the potential to guide energy-saving programs in Alberta and around the world.³¹⁴ MyHEAT will visualize, quantify and web-enable heat loss maps for over a million single detached houses in over 20 cities and towns in Canada by 2018. This represents operational HEAT-maps for three-out-of-five Albertans and one-out-of-seven Canadians, with many more in progress.³¹⁵

With some regional exceptions, most homes and commercial buildings use natural gas for heating.³¹⁶ Electrification and the provision of lower-grade heating and cooling services could provide low-carbon energy. Successful precedents for replacing natural gas include: biomass in efficient district heat systems; solar hot water; waste heat from

industry and sewage; and various kinds of heat exchange, such as geo-exchange, air source heat pumps and ocean exchange. A recent study shows that, for British Columbians, a combination of renewable electrical energy and intensive home retrofitting, along with these local sources of low-carbon community energy, could achieve 54-82% reductions in building energy use.³¹⁷

City and neighbourhood design is also key to reducing the energy footprint of transport. Translink's Transit Oriented Communities guidelines for Metro Vancouver propose 'the 6 Ds' concept to guide development of urban mobility: destinations, distance, design, density, diversity and demand management. Prior to imagining strategies to decrease car use, the need to own a private car must be reduced. In private households, cars are usually parked up to 95% of the time for typical days of travel.³¹⁸

In this context, cities are recognizing the economic opportunities and potential of car-sharing.³¹⁹ Provision of car-sharing services contributes to reduction in car ownership³²⁰ and allows individuals and households to access a car when needed without the burden of private-car ownership. Communauto, for example, North America's oldest car-sharing company, chose to integrate itself into the 'transportation ecosystem' and encourage a shift in transport habits to complement rather than replace other forms of active and public transport.³²¹

POLICY PERSPECTIVES: CITIES

The *Pan-Canadian Framework* approaches the built environment from the viewpoint of the building. We propose that a systems approach that puts cities and urban planning at the heart of decision-making has the potential to stimulate the low-carbon energy transition in cities while improving quality of life in urban spaces.

A possible basket of policies could include regulatory instruments, such as zoning and urban planning by municipalities, new building codes, emissions standards for vehicles, subsidies for home energy retrofits and electric vehicles, investment in public transit and development of informational tools to guide decisions.

Cities' potential in accelerating low-carbon solutions can be enhanced by revisiting how municipalities are funded. With income derived mostly from property taxation, municipalities are locked in a development pathway that favours urban sprawl, and have limited resources to pursue ambitious transitions.³²²

5.3 THIRD FIELD OF ACTION: SUPPORTING ENERGY INNOVATION IN INDIGENOUS COMMUNITIES

Indigenous peoples have historically borne, and still bear, a heavy burden from resource development on their land, be it oil and gas extraction, dam building or mineral exploitation. Over the years, the Supreme Court has recognized the importance of Indigenous peoples' rights. Canadian constitutional law, buttressed by the United Nations Declaration on the Rights of Indigenous Peoples recognizes that the rights enshrined in treaties and other agreements cannot be ignored. Indigenous peoples are partners in Canadian federation—through treaties and other agreements—with rights recognized in the Constitution. The rights recognized by United Nations Declaration on the Rights of Indigenous Peoples include those related to conservation, protection, ownership, use and development of the land, self-determination and self-government.

Energy transition policy offers an opportunity to engage constructively with Indigenous peoples on a basis of equity, seeking partnerships that enable self-governance, building energy security, economic opportunities and sustainable communities. As development and renewable energy projects spread in and around their territory, Ontario's Six Nations, for example, established the Six Nations of the Grand River Development Corporation to secure royalty payments, equity investment opportunities and employment, and ensure a role for community members in negotiations and approvals of such projects.³²³

Out of hundreds of renewable energy projects, ongoing research has identified 79 that are conceived and led or co-led by Indigenous communities in mostly the hydro, solar and wind energy sectors.³²⁴ In many cases, sustainable energy projects contribute to local resilience and employment while also reducing a community's footprint. In a spirit of Reconciliation and in recognition of the nation-to-nation relationship, appropriate consultation, free, prior and informed consent, equity and partnerships must become a new cornerstone of the energy future.³²⁵ Equity here means respecting Indigenous peoples' rights to self-determination and self-government³²⁶ during the low-carbon transition.

Over half of Northern and remote communities require diesel to be transported across long distances for electricity and home heating.³²⁷ Black carbon from diesel fumes can increase melting when landing on snow and ice.³²⁸ In Arctic winters, atmospheric conditions trap diesel particles near the ground surface,³²⁹ worsening the related health impacts. Transitioning to renewable energy could resolve the diesel dependency of remote communities while simultaneously addressing a myriad of other challenges (e.g., health and employment). While solar potential is limited to summer in the North, wind energy is promising for coastal and Arctic Quebec and Nunavut, and parts of the Yukon Territories and British Columbia. Wood is available as biofuel south of the Arctic tree line, and hydro has potential in the western Arctic.³³⁰

Taku River Tlingit First Nation in British Columbia combined a micro hydro project to help replace diesel-generated electricity,³³¹ geexchange space heating and home retrofitting programs in an ongoing effort to shift the entire community away from diesel.³³² Taku River Tlingit is also working to expand its small hydro project to sell power to Yukon and help reduce the territory's GHG emissions. In Quebec, the Mi'gmaq Wind Power Partnership acts as a bridging institution to ensure that locals harness economic benefits from wind projects on Gespe'gewa'gi lands through training and employment.^{333, 334} Such projects are good examples of more decentralized energy production systems that can help to undo the legacy of unsatisfactory, top-down approaches that have contributed to the sub-standard conditions that characterize some Indigenous communities.³³⁵

In the case of Indigenous community-based projects, issues of capacity, governance and revenue generation have been deemed critical to successful implementation.³³⁶ Concepts of balance, respect and reciprocity are some of the principles that maintain cultural identity in the context of adaptation to contemporary social, environmental and economic challenges as well as Reconciliation.

POLICY PERSPECTIVES: INDIGENOUS COMMUNITIES

Indigenous communities are already actively engaged in innovation projects that can inspire other communities and Canada as a whole. However, increased support in the form of equitable participation throughout the low-carbon energy transition is required, including employment generation, technological transfer and full participation in public-private partnerships.

Renewable energy projects have enabled Indigenous partnerships, providing communities with new sources of funding and a transition out of diesel.³³⁷ This transition to low-carbon energy must be led by Indigenous peoples themselves and involve the establishment of community-owned and—controlled energy systems that recognize their diversity and respect their traditional laws³³⁸ in keeping with the spirit of Reconciliation.³³⁹

Elders play a significant role in Indigenous communities. As traditional knowledge-keepers, healers and teachers, Indigenous leaders have always relied on the vision and wisdom of Elders to provide direction for community governance and the associated challenges. The creation and support of a nonpartisan, independent, national Council of Elders would allow meaningful engagement of Elders. The Council of Elders would have an educational and teaching role, an advisory role, a peacemaking role when called upon to assist in communities dealing with confrontation and, importantly, a mentoring role for youth. Modalities for establishing the Council of Elders would rest with Indigenous peoples themselves and be inclusive.

5.4 FOURTH FIELD OF ACTION: ENGAGING WITH INDUSTRY, INCLUDING OIL AND GAS

5.4.1 ADDRESSING ENERGY DEMAND IN HEAVY INDUSTRY

Taking advantage of Canada's vast natural resources, heavy industry sectors contribute significantly to both the economy and GHG emissions. Heavy industries require (1) electricity to move liquids, gases or solids, (2) fuels or electricity to alter the structure of chemicals or materials (e.g., aluminum, iron and fertilizer) and (3) combustible fuels to generate intense heat (e.g., oil sands, cement, melting steel and more).

Addressing the heat demand of heavy industry is challenging from a low-carbon energy perspective. In provinces that are reliant on coal-fired electricity, bringing together power generation and heavy industry using natural gas co-generation can achieve system-level reductions in GHG emissions.³⁴⁰ However, more is needed to meet emission reduction goals. Using electricity—from low-carbon sources—is possible, but costs can be high.

Capturing and geologically storing the CO₂ product of fossil fuel combustion is a promising technology, but can also be expensive. In recent years, molten carbonate³⁴¹ or solid oxide³⁴² fuel cell technologies have been developed that can use natural gas to provide (1) industrial scale heat, (2) significant amounts of electricity and (3) a stream of almost pure CO₂ that could be geologically sequestered or used in another way that keeps it out of the atmosphere. Altering fuel sources for heat production is another possibility. Biomass combustion is widely used in the pulp and paper industry in large part because the residual fuel is readily available. Nuclear combined heat and power plants³⁴³ are another option, but issues around the economics and public acceptability of nuclear deployment would need to be addressed (see 2.5.2).

Another way to reduce emissions from heavy industry is to reduce demand for the products.³⁴⁴ Moving away from 'planned obsolescence' of products and our 'throw-away' society should reduce industrial demand, as would incorporating more wood products into buildings to replace some of the energy-intense steel and cement that currently dominate the building sector.

Ultimately, decarbonisation strategies for the heavy industry sector will vary with the industry itself, the technologies that emerge, where the companies are located and the policies and regulations of those jurisdictions.

5.4.2 TRANSFORMING CANADA'S OIL INDUSTRY

Each year, Canadians consume about 19 barrels of oil per capita,³⁴⁵ reflecting a strong appetite for refined petroleum products, more than two-thirds of which are used as transportation fuels. While 'downstream' combustion of refined petroleum products generates about 450 (± 50) kg CO₂-eq per barrel, GHG emissions are also associated with recovery and processing of the oil to create the refined petroleum products. Depending on the origin and chemical characteristics of the oil being recovered, these 'upstream' and 'midstream' emissions can range from 70 to about 250 kg CO₂-eq per barrel.³⁴⁶

Oil production in Canada is dominated by heavier oils (e.g., oil sands), that tend to have high upstream and midstream emission profiles. Moreover, Canada produces about twice as many barrels of oil than it consumes domestically—and Eastern Canada also imports oil and refined petroleum products from other countries—creating a major export market, but resulting in additional GHG emissions.

Since oil sands production has grown rapidly over the past 10–15 years, the oil and gas sector in Canada has been the fastest growing source of GHG emissions, increasing by 79% between 1990 and 2014, or from 107 to 192 MtCO₂-eq.³⁴⁷ This growth may continue, since Alberta's Climate Action Plan has capped oil sands emissions at 100 MtCO₂-eq, 34.4 MtCO₂-eq above 2014 emissions.³⁴⁸

Canada's oil and gas sector has been a major magnet for investment. Hundreds of billions of dollars have been spent to construct the current infrastructure for extracting, refining and distributing fossil energy supply. In 2015, oil and gas extraction contributed 6.1% of Canada's gross domestic product.³⁴⁹

Alberta, Saskatchewan and Newfoundland and Labrador produce 97% of all Canadian oil. Alberta and Saskatchewan receive the majority of direct revenues (Figure 5.3). The other provinces benefit at various levels from subcontracts, indirect employment and equalization payments.

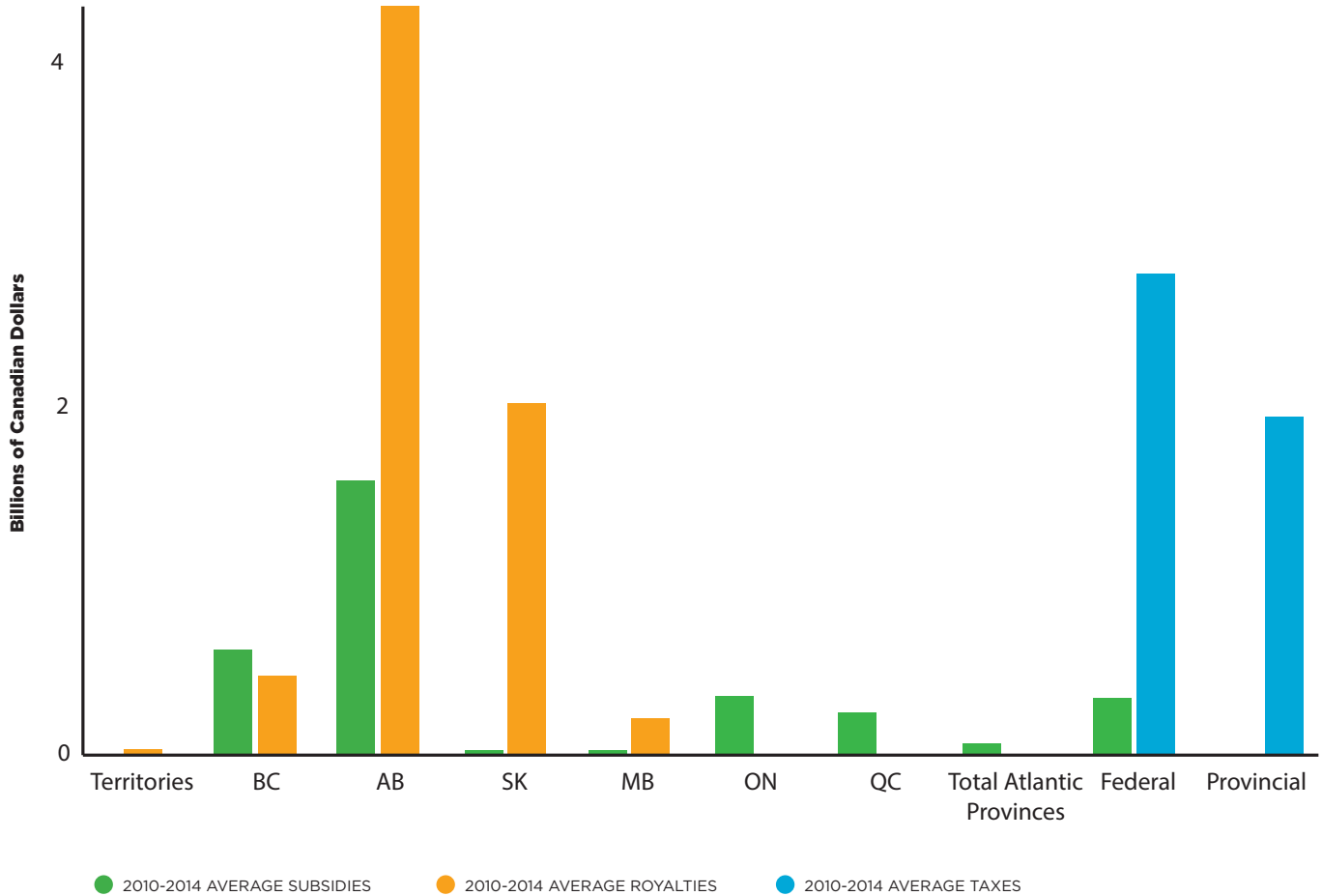
The energy sector, mostly oil and gas, is also a major source of revenue for governments. Between 2010 and 2014, it provided \$22.2 billion per year on average in taxes and royalties to all levels of government (Figure 5.3).³⁵⁰

The recent drop in oil price has reduced investment in new oil sands operations, although many of those under construction have continued to be developed. Subsequent industry and government³⁵⁴ forecasts of future oil sands production suggest lower and lower growth prospects for the future but, to date, no official forecast suggests that this sector will decline over the next 20 years in Canada.

Figure 5.3

REVENUES FROM AND SUBSIDIES TO THE OIL AND GAS INDUSTRY (NAICS CATEGORIES 27, 38, 324 AND 412) AVERAGED OVER 2010-2014

Fossil fuel subsidies from federal, provincial and territorial governments³⁵¹ (green), industry royalties³⁵² (yellow) and total federal tax and provincial income taxes³⁵³ (blue). Territories' subsidies are from Yukon only. Total Atlantic Provinces' average royalties includes offshore Newfoundland and Labrador and Nova Scotia. Average royalties for 2009-2013 were used for territories, Quebec and Atlantic Provinces, for which there were no 2014 values.



4

For Discussion:

THE OIL AND GAS INDUSTRY: TENSIONS AND ONGOING DEBATE

Canada is home to about 0.5% of the world's population, but produces 1.6% of the world's CO₂ emissions. The country is also a major exporter of fossil energy, and the emissions associated with the use of these fuels counts in the inventories of importing countries.

Climate models suggest that to remain “well below 2°C”, as stated in the Paris Climate Agreement, total future emissions of CO₂ should not exceed 1000 billion tonnes.³⁵⁵ This notion of a ‘carbon budget’ can be used to calculate the proportion of existing fossil fuel reserves that could be burned if warming is to be limited to the specified temperature. Accepting the concept of ‘unburnable carbon’,³⁵⁶ one scientific paper estimated that approximately three-quarters of Canada's known oil reserves and one-quarter of its gas reserves should not be burned by 2050 to remain below 2°C warming.³⁵⁷

In light of climate change, continuing expansion of oil and gas exploitation has become a source of tension, raising debates about the future.

Some Canadians are mobilized against fossil fuels through social movements like fossil fuel divestment campaigns and opposition to both infrastructure projects, like pipelines³⁵⁸ and liquefied natural gas facilities, and local extraction activities. For example, hydraulic fracturing now faces moratoria or bans in New Brunswick, Quebec, Newfoundland and Labrador and Nova Scotia.

Other Canadians foresee growing oil demand—as China, India and other developing countries adopt cars and other energy-hungry technologies³⁵⁹—as a major economic driver for Canadian jobs and global competitiveness. As long as the world wants oil, they argue, companies should participate.³⁶⁰

Much uncertainty remains regarding the future of oil (for a review of this topics see³⁶¹). It is increasingly likely that the future of oil and gas production will be limited by demand constraints rather than supply availabilities. For example, rapid uptake of electric vehicles and falling prices for renewable energies like solar and wind could trigger a major shift to a low-carbon energy economy. In many parts of the world, electricity produced from these sources is already cheaper than that from oil, coal and gas. Decreased demand for fossil fuels over the next decade³⁶² could thus significantly reduce inward investment in the oil and gas sector, making the industry a less attractive and riskier business.³⁶³

Managing these contradictions will be a long-term challenge for the low-carbon energy transition.

How can Canada reach its long-term climate change goals and contribute meaningfully to global mitigation efforts while continuing to be a major exporter of fossil fuels?

If Canada is to meet its climate change commitments, there will need to be a major reduction in either the magnitude of oil production in Canada or the GHG intensity associated with recovery and processing of each barrel of oil or bitumen. The oil sands recovery technology receiving the most attention is steam-assisted gravity drainage, since it has been the fastest growing and has one of the higher GHG footprints.³⁶⁴

A fundamental challenge to low-emission energy recovery from steam-assisted gravity drainage operations is that 80% of the oil sands reservoir's mass is sand, thus high pressure steam is used to heat the sand and reduce the viscosity of the bitumen so it can flow to a recovery well and leave the sand behind. Numerous technologies have been proposed—and some are currently being tested—to make steam without releasing CO₂ to the atmosphere (e.g., nuclear heat and power, or carbon capture and storage), or to lower the temperature needed to reduce the viscosity of the bitumen (e.g., use of solvents with heating using electricity from low-carbon sources).

Carbon capture and storage is perhaps the technology closest to commercial deployment. Canada leads in the development of novel CO₂ capture technologies (including direct CO₂ capture from air), catalytic systems for converting CO₂ back to fuel (carbon-neutral fuels) and industries that will need abundant hydrogen. The technology behind carbon capture and storage has now been tested over relatively long periods. Issues like carbon leakage remain a concern; the injection of CO₂ under pressure can lead to shear failures within rock, causing ground-heaving and potential leaks.³⁶⁵ Technologies that can detect CO₂ leakage from geological formations are being introduced, and should improve the monitoring and implementation of future carbon capture and storage activities.³⁶⁶ While cost remains an issue, particularly when paired with existing, relatively inefficient infrastructure,³⁶⁷ recent work examining the application of these technologies in Ontario suggests that carbon capture and storage can be deployed with modern, high-efficiency systems like natural gas combined cycle turbines at a cost that is competitive with other forms of low-carbon power generation.³⁶⁸

Recent work³⁶⁹ suggests that biomass may be used in various ways to reduce the emissions footprint of oil sands operations, including biofuel heavy machinery and bio-based diluent to transport oil sands bitumen—although significant research and development is still needed to make these products cost-competitive.

Whether any of these alternative technologies eventually become economically viable remains to be seen, and will depend on the future oil price which, in turn, is impacted by demand, carbon price and the effectiveness of other competing technologies for oil recovery. The shift to electric vehicles, for example, could reduce demand sufficiently to keep the oil price below that needed to develop or even maintain oil sands operations, and would reduce upstream, midstream and downstream (vehicle) GHG emissions from oil (see Box 4).³⁷⁰

Another alternative for Canada's vast oil sands reserves is to consider how they could be used to produce energy carriers other than traditional transportation fuels.³⁷¹ Developing alternate energy systems capable of direct electricity production³⁷² or hydrogen generation from reservoirs³⁷³ could simultaneously accelerate decarbonisation, promote renewable energy developments in the fuel cell/redox flow battery and grid technology areas, and develop Canada's substantial hydrogen production industry.³⁷⁴

5.4.3 REDUCING FUGITIVE EMISSIONS

As mentioned in Part 4, fugitive emissions have been targeted by the federal government as part of an agreement with the USA in March 2016.³⁷⁵ Various technologies to reduce fugitive emissions have been known since the early 2000s.³⁷⁶ Options include, among others, re-injecting or liquefying gas to preserve it for future use in power generation.³⁷⁷ In the case of oil sands, collection and compression of gas for transport in pipelines offers a way to reduce emissions that should be economically viable.³⁷⁸

Canada's foundation in monitoring and remediating contaminated fossil fuel development sites could also be expanded into a global industry, as oil and gas and coal developments are phased out. New technologies and approaches are also needed for environmental cleanup. Canada leads in technologies to produce hydrogen, currently largely used for upgrading low-quality oils, but which will retain a large market sector in the future and grow substantially if carbon-neutral fuel development accelerates.

POLICY PERSPECTIVES: INDUSTRY

If Canada is to meet its international commitments, the industrial sector, including oil and gas, must dramatically reduce its energy-related emissions. A judicious combination of carbon pricing, regulations and technology investments is needed to encourage the necessary changes to how Canada exploits its vast natural resources.

Oil and gas sector development is driven by private investment. Governments should transfer the total environmental cost of production from taxpayers to those investors. Budget 2017, for example, indicates that it will begin to reconsider the tax treatment of oil and gas.

As the world moves to lower-carbon energy, policies to help transition the economies of provinces most affected may include targeted support for alternative sectors, workers' retraining and extended unemployment benefits.

6. THE JOURNEY

Canada's energy transformation can be seen as a journey that is not defined solely by the final destination but also by the road itself, as changing circumstances call for ongoing planning and adjustments along the way. Developing a series of essential governance structures at the outset can help ensure that actions and directions taken are revised, reoriented and rethought as efforts move forward.

We propose a staged approach to this journey (Figure 6.1). Urgent preparations include co-creating a vision of Canada's low-carbon energy future and setting up institutional structures to get there. The coming decade will then be dedicated to early implementation. We envision embedding the low-carbon energy transition in a 'low-carbon development strategy' that focuses on implementation of policies targeting both energy supply and demand, quantifying and verifying emission reductions and nurturing experimentation. By seeing what does and does not work, Canada will be able to advance further on deep decarbonisation. Continuous progress assessments and re-evaluation of policy options and emission reduction targets would be an integral part of this staged approach. In keeping with Canada's international obligations, this journey would be punctuated by regular stock-taking and reporting.

6.1 PREPARING THE JOURNEY

6.1.1 CO-CREATING A VISION

Developing and implementing a country-wide vision for the low-carbon energy future is the challenge of our time.

It entails maintaining and expanding the dialogue with Indigenous peoples, the provinces, the territories, municipalities and all citizens. While it can seem daunting, similar national efforts have succeeded in the past—including the profound transformation of our healthcare system, which recognized the central role of provinces while providing a common vision and set of principles.

An important aspect of such a vision is the pace of change.³⁷⁹ We propose that national discussion around the vision for the low-carbon energy transition take into consideration the suggestion that high-responsibility and high-capacity countries should act more rapidly than countries with lower per capita emissions.³⁸⁰ We also favour low-carbon energy pathways that contribute most to promoting sustainability in the spirit of Reconciliation with Indigenous peoples, justice and environmental protection.

The federal government has a role to play in helping co-create a common vision, offering all Canadians opportunities to refine or adjust it as the low-carbon energy transition advances.³⁸¹

6.1.2 ADAPTING INSTITUTIONAL ARRANGEMENTS

To implement the common vision for the low-carbon energy transition, institutional arrangements are a priority. Governance structures will ensure that the actions and directions taken drive a successful low-carbon energy transition. The immediate actions that we propose are:

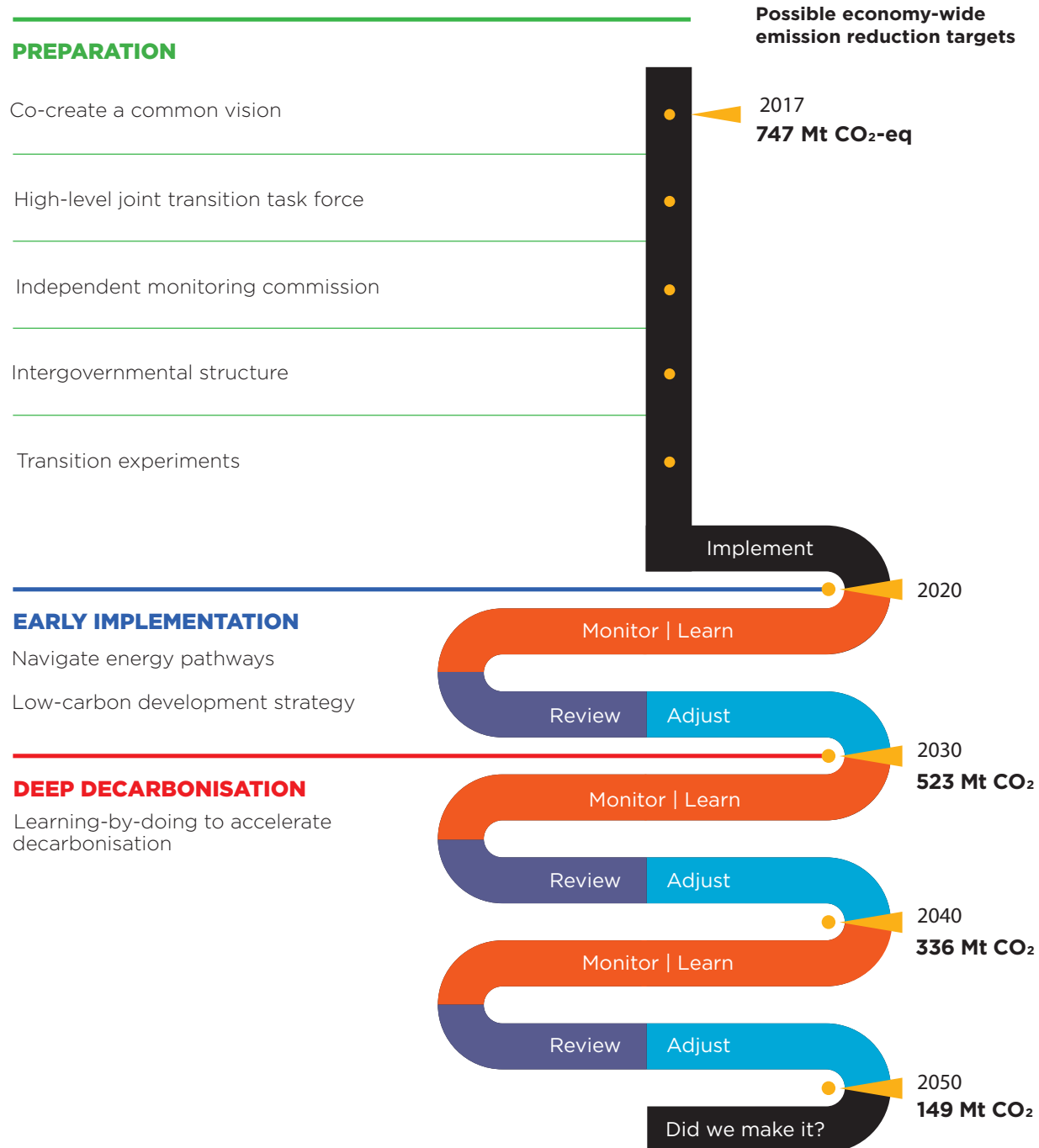
Following the steps of the *Pan-Canadian Framework*, flesh out a long-term national vision led directly by First Ministers with the support of all governmental institutions and based on dialogue with stakeholders. It is important that this vision consider the need to support the provinces and territories that are ready to embrace the low-carbon energy transition as much as those for which it represents a major challenge.

Assign responsibility for *advising on the energy transition at the federal level to a Joint Task Force that reports directly to the Prime Minister and an associated, high-level cabinet committee.* This committee could bring together senior civil servants from energy, environment, economy, technology, transportation and more to implement tactical planning at the federal level, respecting the national and provincial visions. With large investments announced by the federal government to support the low-carbon transition, one of the key responsibilities of the Task Force will be to develop a monitoring, verification and reporting framework for projects to ensure that the investments serve to stimulate the low-carbon energy transition. A second key element of the Task Force's mandate should be to carry out a gap analysis of existing policies, develop additional policies as necessary and assess performance.

Figure 6.1

A STAGED APPROACH TO DECARBONISE ENERGY SYSTEMS

Emission reduction targets are on the right-hand side.



Create an independent commission to evaluate progress with respect to milestones and long-term goals, assess the efficiency of various actions and programs both existing and proposed, provide scenarios based on these and report to First Ministers. If a single independent commission is seen as intrusive, the provinces, territories and Indigenous organizations could set up their own independent commissions to work in concert with their federal counterpart. What is needed is an independent body that can provide a global evaluation of progress and scenarios to support a successful energy transition, and ensure the commitment to reporting adopted by the *Pan-Canadian Framework*. The work of the commission needs to be supported by an enhanced data collection structure that will provide relevant, high quality and timely data as a central element of evidence-based decision-making.

Establish an ongoing dialogue with provinces, possibly with the creation of a formal structure to link and/or integrate the various plans, goals and objectives with the national vision. By establishing structures that facilitate exchanges among provinces, territories, Indigenous peoples and municipalities, the federal government could expand communication and help decrease tensions that remain between regions with respect to energy. Inspiration can come from an organization such as the Canadian Council of Ministers of the Environment that is comprised of environment ministers from the federal, provincial and territorial governments. On the eve of Canada's 150th anniversary, it is important to recall that no constitutional barriers prevent achieving such multi-level collaboration.

Allocate resources to experimentation by providing funding for local experiments to advance the low-carbon transition. These projects would trial practical innovations—technologies, social practices and so on. The focus would be on novel, challenging and risky ideas that: improve businesses and communities; deliver sustainability and low-carbon benefits; have the potential to deliver a significant return—scaling up; offer fundamental rather than just incremental change; and are proposed by stakeholders from at least two societal sectors—business, public bodies and non-governmental organizations. The fund would be administered by an independent body or agency and could be financed with the money already allocated to innovation.

Allocate resources to establish a network of low-carbon research institutes to advance research on technologies and economic, environmental and social dimensions of the long-term transition. Several institutes would be based in different regions of the country and specialize in distinct areas of applied research. This network of institutes would also cover the adaptation dimension, already announced in Budget 2017, but offer much more coherent and complete support for the transition.

6.2 EARLY IMPLEMENTATION

6.2.1 NAVIGATING LOW-CARBON ENERGY PATHWAYS

Both the *Pan-Canadian Framework* and 2017 Federal Budget refer to 'clean energy', but what is clean energy? From the perspective of decarbonisation, clean energy could include hydroelectricity, mature variable renewables such as solar and wind, emergent renewables like wave, tidal, geothermal and biomass, low-carbon fuels, waste reuse, nuclear and carbon capture and storage. In this report, we refer to these sources of energy as low-carbon—in contrast to renewables that would exclude nuclear and carbon capture and storage.

Different technological and social options can be combined to define alternative pathways to a low-carbon future. Such pathways involve varied trade-offs and patterns of social and environmental risks, costs and benefits. Commitments to large-scale technologies—such as big hydro, nuclear, carbon capture and storage or utility-scale photovoltaic arrays and solar thermal plants—each have risks, costs and advantages. Similarly, demand management strategies and new renewables such as wind and solar have their own sets of challenges.

There is continuing debate among experts and, more generally, the Canadian public about which mix of options would bring the best package of societal benefits. There are no simple answers here. All pathways involve costs and hard choices. Such choices are not just technical decisions but involve values, priorities and attitudes towards risk. We need an informed and continuing public debate about alternative pathways that aims to build understanding and consensus.

Still, choices about which avenues to prioritize may differ over time and across provinces and territories. Only by moving forward with building new low-carbon energy systems can we gain experience and clarify the implications of different choices.

6.2.2 THE TRANSITION AS A LOW-CARBON DEVELOPMENT STRATEGY

Policies chosen to support the low-carbon energy transition matter not only through their direct effects but also for their ripple effects through political, economic and social domains.³⁸² Feed-in tariffs, for example, are typically used to support an increase in both renewable energy production and industrial development.

Recognizing that the low-carbon energy transition needs to be accelerated, we suggest that the federal government follow international examples and integrate its various policies into a broader Low-Carbon Development Strategy.³⁸³ This would provide a unifying context to the increasing number of actions and policies that are emerging, favouring coherence and leveraging between various initiatives. A Low-Carbon Development Strategy would be comprised of policies that are experimental and creative in nature, and would address the concerns of a wide array of actors.³⁸⁴

The transition to low-carbon energy can serve to reinvigorate economic activity, modernize and exploit Canadian comparative advantages that matter in a carbon-constrained world, improve the overall quality of life of citizens and enhance justice and equity. Many of the specific measures adopted to encourage widespread deployment of low-carbon technologies and social practices, and accelerate low-carbon innovation, will also contribute to the growth of jobs, investment and export opportunities.

A Low-Carbon Development Strategy would:

- Continuously strengthen *policy frameworks* (including carbon pricing, regulatory and other measures) to stimulate ambitious climate action;
- Focus on *international markets* for Canadian low-carbon technologies and services (finance, insurance, asset management, maintenance and more). Budget 2017's announcement of \$15 million over four years starting in 2017–2018 for a clean technology strategy to capitalize on growing markets could stimulate this component of the Low-Carbon Development Strategy;
- Support *emerging high-carbon/low-carbon linkages* that leverage existing technical and institutional strengths by retooling manufacturing processes (for example in drilling, offshore work, hydrogen production and other oil-and-gas-related processes) to expand low-carbon energy production;
- Explore *new resource combinations* where Canada has natural advantages, such as agro-fuels and -chemicals, the bio-economy, forest-based building materials and technologies and so on;³⁸⁵
- Stimulate *innovation* in technology development, practices and management, since the transition can begin with existing technologies but innovations will be essential to complete it;
- Develop *regional decarbonisation strategies* that employ the particular resources, industrial and financial assets and skillsets of each region to leverage place-based low-carbon development. Leadership here should rest with the provinces and municipalities, with the federal government providing support;
- Create *information and training programs* to help meet the labour needs of renewable industries and employment needs of workers in the oil and gas industries. Budget 2017's announcement of \$1.8 billion over six years starting in 2017–2018 to expand the Labour Market Development Agreements to upgrade workers' skills is relevant here. We propose that information and education must also target the industry itself to allow companies to envision future options linked to retooling.

6.3 TOWARDS DEEP DECARBONISATION: THE IMPORTANCE OF EVALUATION AND ADAPTING BEST PRACTICES

Key to the success of the low-carbon energy transition is a simple fact: Emission reductions need to add up to the target pledged while ensuring a development that is truly sustainable. This demands (1) identifying where and how emissions could be rapidly reduced, (2) shaping policy approaches based on this information, (3) developing a monitoring system to evaluate the effectiveness of policies and measures taken and (4) adapting to novel conditions including climate, technology development, fluctuating energy prices and more.

We propose that adopting a coherent set of evidence-based best practices will determine the success of our efforts. These include:

Carbon pricing. As one of the pillars of the *Pan-Canadian Framework* and most provinces' climate change plans, a price on carbon will increase competitiveness of low-carbon energy alternatives, while providing revenues to finance the transition and sending a strong signal about the costs of climate change to industry and consumers. This price will need to rise steadily if it is to provide a continuous stimulus to change. Indexing this price to inflation would be an important first step.

Education, dialogues and engagement. The energy transition will take place with the support and active participation of citizens. This can only be obtained through strong and sustained education and information-sharing to help Canadians understand the links between fossil fuels, GHG emissions and climate change, energy issues (price, technology and labeling), possible actions (in transportation, renovation and consumption) and more. Dialogues are needed to share concerns and ideas between citizens and decision-makers, leading to active engagement in co-developing energy solutions.³⁸⁶

Energy efficiency and conservation, low-carbon electrification and alternative fuels are key components of low-carbon energy systems. A national low-carbon development strategy must focus on opportunities to significantly increase energy efficiency and electrification by supporting energy conservation, increasing the use of renewable energy in industrial processes and heat production, interprovincial interties, decentralized production, feed-in tariffs and much more.

Experimentation and risk-taking. Since the pathways to a successful energy transition are not known, it is important to support experiments in innovative social practices and technologies that will cover the spectrum of diversity found in Canada. As risks of failure increase with the degree of innovation, it is essential that policies be designed to support testing, recognizing that some degree of failure is expected and that knowledge gained from successes and failures is put to good use. We note here Budget 2017's \$8.1 million investment for experimentation over five years starting in 2017-2018.

6.4 REGARDING NATURAL RESOURCES CANADA: ALLOCATING SUFFICIENT RESOURCES

With Budget 2017 allocating \$13.5 million over five years starting in 2017-2018 to Natural Resources Canada to "provide expertise to other federal departments in the best approaches to implement energy efficiency and clean energy technologies, to retrofit federal buildings, and to reduce or eliminate emissions from vehicle fleets," the transformation to low-carbon energy will have to begin in-house.

Transformative change, such as those alluded to in the *Pan-Canadian Framework* or suggested by budgetary decisions, demands new ways of thinking, new priorities and a transverse approach that cuts through standard ministry orientations. For example, deployment of renewable energy will be central to Canada's future international competitiveness. Yet, in its planning for 2016-2017, Natural Resources Canada assigned seven full-time employees to this sub-program compared to 165 working on geomapping for energy and minerals.

The need for more resources dedicated to the energy transition within Natural Resources Canada is also evidenced by the paucity of information on the potential of variable and alternative renewables. This contrasts with the level of real-time information available in Denmark on energy production from renewables including grid-connections.³⁸⁷ The recent release of the second edition of the map of clean energy resources and projects³⁸⁸ is an encouraging step in the right direction.

CONCLUSION: ENERGY FOR A LOW-CARBON FUTURE

Canada is embarking on a remarkable journey towards a low-carbon energy future. Getting there offers many opportunities to build sustainable communities, and demands imaginative and creative approaches to producing them. The diversity of economy and geography is one of our greatest strengths going forward. The country's social and cultural diversity brings creative innovations, and the multitude of ecosystems and natural resources distributed from coast to coast to coast lends itself to a variety of policy instruments and technologies to transform this country's energy systems. Visions for a sustainable future will vary from province to province and place to place, but research and innovation already occurring show that Canadians can take on the challenge of decarbonisation while also creating jobs and building more liveable and equitable communities.

By choosing to act on climate change, Canadians can contribute to global efforts to build a future that protects coming generations. Embracing the low-carbon energy transition could provide a sense of 'mission'—an essential element of the kinds of innovations needed to tackle climate change.³⁸⁹

ACKNOWLEDGEMENTS

The authors give our deepest thanks to Céline Bak, Patrick Bateman, Clare Demerse, Robin Goldstein, Lliam Hildebrand, Robert Hornung, Tonja Leach, Tonio Sadik, Oskar Sigvaldason, Don Smith, Sundeep Virdi and the steering committee for *Acting on Climate Change: Indigenous Innovations* for sharing their hopes, concerns and recommendations as energy stakeholders.

Migwe'c to the Gitga'at Nation, Mi'gmaq Wind Power Partnership, Six Nations of the Grand River Development Corporation, Taku River Tlingit Nation and T'Sou-ke Nation for allowing us to highlight your initiatives as examples of successful Indigenous energy projects. Many thanks also to Eli Enns for directing us to the AYO Smart Home Initiative.

Discussions with Elder Dave Courchene and the Turtle Lodge team enriched the document, including the suggestion for the creation of an independent national Council of Elders that they wish to host at the Turtle Lodge. A national network of Elders already exists at Turtle Lodge and would be strengthened by official recognition and support.

Hearty appreciation to our talented external reviewers whose thoughtful feedback served to improve and enrich this report. They are: Andreas Athienitis, Department of Building, Civil, and Environmental Engineering, Concordia University; John Axsen, Department of Resource & Environmental Management, Simon Fraser University; Chris Bataille, Institut du développement durable et des relations internationales, France; Danny Harvey, Department of Geography & Planning, University of Toronto; Mark Jaccard, Department of Resource & Environmental Management, Simon Fraser University; Matti Siemiatycki, Department of Geography & Planning, University of Toronto; Laure Waridel, Département de génie chimique, Polytechnique Montréal; Mark Winfield, Faculty of Environmental Studies, York University and Jennifer Winter, Department of Economics, University of Calgary.

And finally, we thank Natural Resources Canada, for inviting Sustainable Canada Dialogues to contribute this report. We welcomed the opportunity to think collectively about ways forward and to contribute our ideas. All the scholars dedicated their time as an in-kind contribution. Natural Resources Canada provided funding to pay a research assistant during the preparation of the report and covered the costs of copy-editing, translation and graphic design.

Without the team that helped us post-writing, the document could not have been made public. Many thanks to Sara Bastien-Henri, Christiane Charest, Clara Marino, Heather McShane, Taysha Palmer, Cara Pike, Amy Wood and Nicole Vallée. Thanks to Félix Farand-Deschênes and Globaïa for the inspiring map of renewable energies in Canada.

Information about the Canadian Clean Technology industry is derived from the 2016 Canadian Clean Technology Report authored by and copyright in which is owned by Analytica Advisors Inc. For a copy of their complete report or for permission to license any such information included in this publication, please contact Analytica Advisors at info@analytica-advisors.com.

ANNEX I: CALCULATION OF AGGREGATE PROVINCIAL/ TERRITORIAL GHG EMISSIONS IN 2030 AND 2050

GHG values were taken from the *National Inventory Report 1990–2014*;¹ 2001 values from *Canada’s Greenhouse Gas Inventory 1990–2001*.² In the absence of 2030 or 2050 targets, total MtCO₂-eq in 2030 and 2050 were extrapolated assuming linear reduction in emissions identical to the period between 2005 (aligning with Canada’s baseline) and 2014 for Nunavut and Yukon, between 2005 and the informal target of minus 20% from 2006 by 2020 for

Saskatchewan, between 2005 and the 2030 target for Northwest Territories, and between the 2020 and 2050 targets for Alberta and British Columbia. New England Governors and Eastern Canada Premiers regional targets, to which Newfoundland, Nova Scotia and Prince Edward Island contribute, were used to calculate emissions in these provinces in the absence of targets.

Table A.1

PROVINCIAL/TERRITORIAL GHG EMISSIONS IN 2030 AND 2050 IF TARGETS ARE MET

JURISDICTION	2030 EMISSIONS (MT CO ₂ -EQ)	2050 EMISSIONS (MT CO ₂ -EQ)
Alberta	240.1	200.4
British Columbia	32.9	12.8
Manitoba	14.1	10.5
New Brunswick	10.4	4.5
Newfoundland & Labrador	5.3–6.2	1.4–2.4
Nova Scotia	11.0–13.0	4.2
Northwest Territories	1.7	0
Nunavut	0.3	0.3
Ontario	114.7	36.4
Prince Edward Island	1.1–1.3	0.3–0.5
Quebec	55.6	4.5–17.8
Saskatchewan	45.5	25.9
Yukon	0	0
Province/Territory Total	532.6–535.0	301.2–315.8
Canada	522.9	149.4

¹ Environment and Climate Change Canada. (2016). *National Inventory Report 1990–2014: Greenhouse Gas Sources and Sinks in Canada*.

² Environment and Climate Change Canada. (2003). *Canada’s Greenhouse Gas Inventory 1990–2001*. Greenhouse Gas Division.

ANNEX II: PROCESS

In November 2016, Natural Resources Canada commissioned Sustainable Canada Dialogues (SCD) to produce a scholarly consensus on Canada's transition to a low-carbon economy, to contribute to the evidence base that will inform national dialogues on Canada's energy future. The SCD scientific committee contacted 20 or so scholars, in addition to the existing network, with relevant areas of expertise to join SCD from November to December 2016.

Eighteen SCD scholars (five remote) participated in a two-day scoping meeting in Ottawa in December 2016 consisting of:

- A meeting with Natural Resources Canada representatives to clarify mandate and process;
- A meeting with representatives of Natural Resources, Environment and Climate Change, Transport, Infrastructure, Innovation, Science and Economic Development, Global Affairs, Statistics and Indigenous Affairs Canada to ensure SCD's work would be coherent with all federal activities connected to climate change;
- A closed-door brainstorming session among SCD scholars to scope the report, determine its orientation, identify essential board topics and authors, discuss the scope of policy options for Canada and the barriers to action, validate the process proposed and discuss SCD's communication strategy; and
- A meeting with Natural Resources Canada to share these brainstorming results, in particular: the ways in which SCD will address Natural Resources Canada's four tasks, topics included and which scholars will take on initial drafting responsibilities.

The proposed report structure was distributed to all SCD scholars for comments and minor revisions made. As of December 2016, scholars shared key documents and drafts on Basecamp (an online platform for team projects), to which, for transparency, Natural Resources Canada was given access.

Writing began in January 2017 organized around seven themes. A writing team of 4-10 scholars coordinated by two lead authors who were present at the December 2016 meetings in Ottawa was assigned to each theme. Sections were compiled by CP in mid-January to produce a first draft. As of this point, a content committee met frequently over Skype to continually edit the paper's structure. A communications committee edited drafts for clarity, length and language. At each stage, comments nourished the discussion among scholars.

- Mid-January: Draft 1 circulated to all SCD scholars (those not part of the writing teams) for comments and to Natural Resources Canada; reviewed by content and communications committees
- Mid-February: Draft 2 circulated to all SCD scholars and internal SCD reviewers; reviewed by content and communications committees
- Early March: Draft 3 circulated to all SCD scholars, external reviewers and Natural Resources Canada; reviewed by content committee
- Mid-March: Draft 4 circulated to all SCD scholars; reviewed by content and communications committees
- End of March: the final report submitted to Natural Resources Canada

A series of meetings were held to receive input from experts outside of SCD during the drafting process. On March 3rd, 2017, CP presented the draft paper to about 40 participants at University of Toronto's Munk School of Global Affairs' Climate/Energy Policy Workshop. On March 14th, 2017, five scholars met at Natural Resources Canada with an Assistant Deputy Minister and other civil servants to discuss progress so far. The scholars then held a meeting with eight key energy stakeholders from outside academia in Ottawa (see Acknowledgements). CP spoke over the phone and by email with three stakeholders who could not attend the meeting. Their comments served as input to the fourth draft.

REFERENCES

- ¹ IPCC. (2013). Summary for Policymakers. In T.F. Stocker et al., *Climate Change 2013: The Physical Science Basis. Contribution of Working Group I to the Fifth Assessment Report of the Intergovernmental Panel on Climate Change*. Geneva, Switzerland: IPCC. RCP8.5 assumes continuous emissions for the entire century, while RCP2.6 assumes that GHG emissions will peak between 2010 and 2020 and then decrease to zero around 2070. The maps on the left show the median (50th percentile) of the 77 (RCP8.5) and 22 (RCP2.6) simulations that were run, while the 10th and 90th percentiles of the distribution are presented on the right-hand panels.
- ² UNFCCC. (2015). Paris Agreement: Article 2.
- ³ Government of Canada. (2016). *Pan-Canadian Framework on Clean Growth and Climate Change: Canada's Plan to Address Climate Change and Grow the Economy*.
- ⁴ IPCC. (2014). *Summary for Policymakers*. In O. Edenhofer, *Climate Change 2014: Mitigation of Climate Change. Contribution of Working Group III to the Fifth Assessment Report of the Intergovernmental Panel on Climate Change*. Cambridge and New York: Cambridge University Press. p. 10.
- ⁵ IPCC. (2014). *Summary for Policymakers*. In O. Edenhofer, *Climate Change 2014: Mitigation of Climate Change. Contribution of Working Group III to the Fifth Assessment Report of the Intergovernmental Panel on Climate Change*. Cambridge and New York: Cambridge University Press. p. 18.
- ⁶ <https://www.theguardian.com/environment/2015/dec/08/coalition-paris-push-for-binding-ambitious-climate-change-deal>
- ⁷ <https://sustainabledevelopment.un.org/?menu=1300>
- ⁸ <http://mission-innovation.net/about/>
- ⁹ The Council of the Federation. (2015). Canadian Energy Strategy.
- ¹⁰ Government of Canada. (2016). *Pan-Canadian Framework on Clean Growth and Climate Change: Canada's Plan to Address Climate Change and Grow the Economy*.
- ¹¹ Unruh, G. (2000). *Understanding carbon lock-in*. *Energy Policy*, **28**(12), 817–830.
- ¹² Environment and Climate Change Canada. (2016). *National Inventory Report 1990–2014: Greenhouse Gas Sources and Sinks in Canada*.
- ¹³ The Council of Canadian Academies. (2015). *Technology and Policy Options for a Low-Emission Energy System in Canada. The Expert Panel on Energy Use and Climate Change*.
- ¹⁴ International Energy Agency. (2015). *World Energy Outlook 2015*. Paris: IEA.
- ¹⁵ Barbose, G., and Darghouth, N. (2016). *Tracking the Sun IX: The installed prices of residential and non-residential photovoltaic systems in the United States*. Lawrence Berkeley National Laboratory.
- ¹⁶ Rockström, J. et al. (2017). A roadmap for rapid decarbonization. *Science*, **355**(6331), 1269–1271.
- ¹⁷ International Energy Agency. (2015). *World Energy Outlook 2015*. Paris: IEA.
- ¹⁸ Stern, N. (2006). *The Economics of Climate Change: The Stern Review*. London: H.M. Treasury.
- ¹⁹ Macdonald, D. (2009). *The failure of Canadian climate change policy: veto power, absent leadership and institutional weakness*. Chapter 11 in D.L. VanNijnatten and R. Boardman, *Canadian Environmental Policy and Politics*, 3rd edition.
- ²⁰ Harrison, K. (2012). A tale of two taxes: The fate of environmental tax reform in Canada. *Review of Policy Research*, **29**(3), 383–407.
- ²¹ Patwardhan, A. et al. (2012). *Transitions in Energy Systems*. Chapter 16 in T.B. Johansson et al., *Global Energy Assessment—Toward a Sustainable Future*. Cambridge, New York: Cambridge University Press, and Laxenburg: International Institute for Applied Systems Analysis.
- ²² Binder, M., Janicke, M., and Petschow, U., eds. (2013). *Green Industrial Restructuring: International Case Studies and Theoretical Implications*. Berlin: Springer-Verlag.
- ²³ Geels, F. (2005). *Technological transitions and system innovations: a co-evolutionary and socio-technical analysis*. Cheltenham: Edward Elgar.
- ²⁴ Smith, A., Stirling, A., and Berkhout, F. (2005). The governance of sustainable socio-technical transitions. *Research Policy*, **34**(10), 1491–1510.
- ²⁵ Meadowcroft, J. (2011). Engaging with the politics of sustainability transitions. *Environmental Innovation and Societal Transitions*, **1**(1), 70–75.
- ²⁶ Foxon, T. (2013). Transition pathways to a low carbon electricity future. *Energy Policy*, **52**, 10–24.
- ²⁷ Macdonald, D. (2014). *Allocating greenhouse gas emission reductions among sectors and jurisdictions in federated systems: the European Union, Germany and Canada*. Chapter 9 in I. Weibust and J. Meadowcroft, J., eds. *Multilevel environmental governance: managing water and climate change in Europe and North America*. Cheltenham: Edward Elgar.
- ²⁸ Bataille, C. et al. (2007). How malleable are the greenhouse gas emission intensities of the G7 nations? *The Energy Journal*, **28**(1), 145–169.
- ²⁹ 'Primary' energy includes the energy recovered to provide human demands for fuels and electricity. It includes (a) fossil fuels recovered, (b) biomass used for fuel or electricity production, (c) heat that could be produced from uranium recovered when consumed in a Candu reactor, (d) hydropower produced assuming 95% conversion efficiency, and (d) wind and solar power produced assuming 100% efficiency.

- ³⁰ <http://www.world-nuclear.org/information-library/country-profiles/countries-a-f/canada-uranium.aspx>
- ³¹ International Energy Agency. (2015). *World Energy Outlook 2015*. Paris: IEA.
- ³² Natural Resources Canada. (2016). *Energy Fact Book 2016–2017*.
- ³³ Images from CESAR (www.cesarnet.ca) using data from the Canadian Energy Systems Simulator (CanESS, whatIf? Technologies Inc, Ottawa).
- ³⁴ Smil, V. (2017). *Energy Transitions: Global and National Perspectives*. Santa Barbara: Praeger.
- ³⁵ Note that conversion efficiencies for power generation differ with fuel source. In Figure 2.2 we assume 29% efficiency in converting heat from uranium fuel to power and 95% efficiency in converting hydropower to electricity. Overall, hydropower contributed 1047 PJ electricity while nuclear provided 347 PJ in 2015.
- ³⁶ Includes mining, manufacturing, agriculture, forestry, etc.
- ³⁷ The values presented here were generated by the Canadian Energy Systems Analysis Research (CESAR) Initiative (<http://www.cesarnet.ca>) at the University of Calgary using the Canadian Energy Systems Simulator (CanESS) model (<http://www.whatiftechnologies.com/caness>) (Ver. 7) from whatIf? Technologies Inc (Ottawa, ON). The CanESS model is a technology-rich, stock and flow simulation model of the Canadian energy systems that brings together and extends government data from 1990 to present.
- ³⁸ CO₂-eq refers to ‘carbon dioxide equivalent’, which expresses the warming impact of greenhouse gasses in terms of an equivalent quantity of CO₂.
- ³⁹ **A:** www.cesarnet.ca using data from CanESS (whatIf? Technologies Inc). **B:** Environment and Climate Change Canada. (2016). *National Inventory Report 1990–2014: Greenhouse Gas Sources and Sinks in Canada*. Note that data for British Columbia also includes the territories.
- ⁴⁰ <http://www.deepdecarbonisation.org/>
- ⁴¹ Council of Canadian Academies. (2015). *Technology and Policy options for a low-emission energy system in Canada: The Expert Panel on Energy Use and Climate Change*. Ottawa.
- ⁴² Trottier Energy Futures Project Partners. (2016). *Canada’s Challenge & Opportunity: Transformations for Major Reductions in Greenhouse Gas Emissions*. Full Technical Report and Modeling Results. Ottawa, Vancouver.
- ⁴³ Jaccard, M., Hein, M., and Vass, T. (2016). *Is Win-Win Possible? Can Canada’s Government Achieve Its Paris Commitment... and Get Re-Elected?* ERMG, School of Resource and Environmental Management, Simon Fraser University.
- ⁴⁴ Environment and Climate Change Canada. (2016). *Canada’s Mid-Century Long-Term Low-Greenhouse Gas Development Strategy*. Gatineau: Government of Canada.
- ⁴⁵ Bataille, C. (2016). *Review of Canadian Deep GHG Emission Reduction Studies: Some Near-Term Lessons for Stakeholders and Policy Makers: White Paper Draft V.2*. Source: <http://bit.ly/2mSS2f6>
- ⁴⁶ World Bank. (2016). http://data.worldbank.org/indicator/EG.USE.PCAP.KG.OE?year_high_desc=true
- ⁴⁷ Office of Energy Efficiency. (2016). *Energy Efficiency Trends in Canada: 1990 to 2013*. Ottawa: Natural Resources Canada.
- ⁴⁸ Bruckner, T. et al. (2014). Energy Systems. Chapter 7 in O. Edenhofer et al., *Climate Change 2014: Mitigation of Climate Change. Contribution of Working Group III to the Fifth Assessment Report of the Intergovernmental Panel on Climate Change*. Cambridge, New York: Cambridge University Press. p. 558.
- ⁴⁹ International Energy Agency. (2016). *Energy, Climate Change and Environment: 2016 Insights*. Paris: IEA. p. 63.
- ⁵⁰ International Energy Agency. (2015). *World Energy Outlook 2015*. Paris: IEA.
- ⁵¹ McKinsey & Company. (2009). *Pathways to a Low-Carbon Economy: Version 2 of the Global Greenhouse Gas Abatement Cost Curve*. Exhibit 1.
- ⁵² Bashmakov, I. (2009). Resource of energy efficiency in Russia: scale, costs, and benefits. *Energy Efficiency*, 2(4), 369.
- ⁵³ Lovins, A.B. et al. (2013). *Reinventing Fire: Bold Business Solutions for the New Energy Era*. J. Carey, ed. Rocky Mountain Institute.
- ⁵⁴ <http://bit.ly/2mOetDc>
- ⁵⁵ Gulden, R.H., and Entz, M.H. (2005). *A comparison of two Manitoba farms with contrasting tillage systems*. University of Manitoba.
- ⁵⁶ Delgado-Gomes, V., Oliveira-Lima, J.A., and Martins, J.F. (2017). Energy consumption awareness in manufacturing and production systems. *International Journal of Computer Integrated Manufacturing*, 30(1), 84–95.
- ⁵⁷ SSHRC. (2017). *Advancing knowledge on collaborative and sustainable energy and natural resource development in Canada: Insights and opportunities for knowledge mobilization and future research*.
- ⁵⁸ Association négaWatt. (2014). *Rapport technique du scénario négaWatt 2011–2050*.
- ⁵⁹ Meadowcroft, J. (2016). Let’s Get This Transition Moving! *Canadian Public Policy*, 42(s1), S10–S17.
- ⁶⁰ Deutscher Wetterdienst. (2017). <http://www.dwd.de/EN/ourservices/cos/bavaria.html?nn=495490>
- ⁶¹ Government of Canada. (2017). Canadian Climate Normals 1981–2010 Station Data. http://climate.weather.gc.ca/climate_normals/results_1981_2010_e.html?searchType=stnProv&lstProv=SK&txtCentralLatMin=0&txtCentralLatSec=0&txtCentralLongMin=0&txtCentralLongSec=0&stnID=3007&dispBack=0
- ⁶² GE Energy Consulting. (2016). *Pan-Canadian Wind Integration Study: Final Report*.
- ⁶³ Dunsy Consulting. (2016). *Prince Edward Island Provincial Energy Strategy (Second Draft)*.
- ⁶⁴ McKenney, D.W. et al. (2008). Spatial insolation models for photovoltaic energy in Canada. *Solar Energy*, 82(11), 1049–1061.

- ⁶⁵ These data were obtained from the Canadian Wind Energy Atlas in vector grid (MapInfo Interchange) format in units of W/m (<http://www.windatlas.ca/en/index.php>).
- ⁶⁶ Zhou, X. et al. (2015). Chance-constrained two-stage fractional optimization for planning regional energy systems in British Columbia, Canada. *Applied Energy*, **154**, 663–677.
- ⁶⁷ Centre for Environmental Design of Renewable Energy. (2010). *Centre for Environmental Design of Renewable Energy*.
- ⁶⁸ Lin, Q.G. et al. (2010). Optimization of energy systems under changing policies of greenhouse-gas emission control: A study for the Province of Saskatchewan, Canada. *Energy Sources, Part A: Recovery, Utilization, and Environmental Effects*, **32**(17), 1587–1602.
- ⁶⁹ Canton, M., and Lucotte, M. (2015). *Hydropower: Energy Production Par Excellence in Canada, But Not Quite Green*. Pages 117–123 in D. Sharma and C. Potvin, Acting on Climate Change: Extending the Dialogue Among Canadians. Montreal: Sustainable Canada Dialogues.
- ⁷⁰ <http://news.harvard.edu/gazette/story/2015/09/poison-in-arctic-and-human-cost-of-clean-energy/>
- ⁷¹ Miller, D., Evans, S., and Sharifi, F. (2015). *Transitioning to a Renewable Energy Economy That Respects Nature and Supports Community Well-being*. Pages 124–129 in D. Sharma and C. Potvin, Acting on Climate Change: Extending the Dialogue Among Canadians. Montreal: Sustainable Canada Dialogues.
- ⁷² http://www.footprintnetwork.org/en/index.php/GFN/page/carbon_footprint/
- ⁷³ http://www.sararegistry.gc.ca/species/schedules_e.cfm?id=1
- ⁷⁴ Urban, M.C. (2015). Accelerating extinction risk from climate change. *Science*, **348**(6234), 571–573.
- ⁷⁵ Kupferberg, S.J. et al. (2012). Effects of flow regimes altered by dams on survival, population declines, and range-wide losses of California river-breeding frogs. *Conservation Biology*, **26**(3), 513–524.
- ⁷⁶ Abbasi, T., and Abbasi, S.A. (2011). Small hydro and the environmental implications of its extensive utilization. *Renewable and Sustainable Energy Reviews*, **15**(4), 2134–2143.
- ⁷⁷ Palla, A. et al. (2016). An Integrated GIS Approach to Assess the Mini Hydropower Potential. *Water Resources Management*, **30**(9), 2979–2996.
- ⁷⁸ See, e.g., standards developed by the Business and Biodiversity Offsets Programme (BBOP). <http://bbop.forest-trends.org>
- ⁷⁹ To compensate an environmental harm, an ‘offset’ secures a compensating gain elsewhere. To be meaningful this gain must be additional to what would have happened anyway.
- ⁸⁰ Maron, M. (2015). Conservation: Stop misuse of biodiversity offsets. *Nature*, **523**(7561), 401–403.
- ⁸¹ Canton, M., and Lucotte, M. (2015). *Hydropower: Energy Production Par Excellence in Canada, But Not Quite Green*. Pages 117–123 in D. Sharma and C. Potvin, Acting on Climate Change: Extending the Dialogue Among Canadians. Montreal: Sustainable Canada Dialogues.
- ⁸² May, R. et al. (2015). Mitigating wind-turbine induced avian mortality: Sensory, aerodynamic and cognitive constraints and options. *Renewable and Sustainable Energy Reviews*, **42**, 170–181.
- ⁸³ <http://analysis.energystorageupdate.com/market-outlook/pjm-leads-us-fast-frequency-regulation-market>
- ⁸⁴ <http://www.greenenergyfutures.ca/episode/148-summerside-community-wind.energy>
- ⁸⁵ Barrington-Leigh, C., and Ouliaris, M. (2016). The renewable energy landscape in Canada: A spatial analysis. *Renewable and Sustainable Energy Reviews*. In Press.
- ⁸⁶ <http://www.energyexplorer.ca>
- ⁸⁷ Elliott, D., ed. (2003). *Energy, Society and Environment*. Abingdon: Routledge.
- ⁸⁸ Sheppard, S., Pond, E., and Campbell, C. (2008). *Low-carbon, attractive, resilient communities: New imperatives for sustainable retrofitting of existing neighbourhoods*. Climate Change and Urban Design – Third Annual Congress of the Council for European Urbanism. Oslo.
- ⁸⁹ Hinrichs-Rahlwes, R. (2015). *Energiewende made in Germany*. German Renewable Energy Federation Presentation. Berlin.
- ⁹⁰ Morris, C., and Pehnt, M. (2012–2017). *Energy Transition: The German Energiewende*. R. Bertram, S. Groll, and K. Glastra, eds. Heinrich Böll Foundation.
- ⁹¹ <https://www.unendlich-viel-energie.de/media-library/charts-and-data/energy-cooperatives-in-germany-a-success-story>
- ⁹² Laxer, G. (2015). *After the Sands: Energy and Ecological Security for Canadians*. S. White and M.-E. Wilcox, eds. Toronto: Lorimer.
- ⁹³ <https://news.ontario.ca/mei/en/2016/01/ontario-moving-forward-with-nuclear-refurbishment-at-darlington-and-pursuing-continued-operations-at.html>
- ⁹⁴ <https://www.crcresearch.org/research-tools/archive/nuclear-waste-management>
- ⁹⁵ Dale, A., and Newman, L. (2006). An online synchronous e-Dialogue Series on nuclear waste management in Canada. *Applied Environmental Education and Communications*, **5**, 243–251.
- ⁹⁶ Ho, M.K.M., Yeoh, G.H., and Braoudakis, G. (2013). *Molten salt reactors*. Chapter in A. Méndez-Vilas, ed., *Materials and processes for energy: communicating current research and technological developments*. Formatex Research Centre.
- ⁹⁷ Bataille, C. (2016). *Review of Canadian Deep GHG Emission Reduction Studies: Some Near-Term Lessons for Stakeholders and Policy Makers: White Paper Draft V.2*. Source: <http://bit.ly/2mSS2f6>
- ⁹⁸ Algieri, B. (2014). The influence of biofuels, economic and financial factors on daily returns of commodity futures prices. *Energy Policy*, **69**, 227–247.
- ⁹⁹ Finkbeiner, M. (2014). Indirect land use change—help beyond the hype? *Biomass & Bioenergy*, **62**, 218–221.
- ¹⁰⁰ Browne, T.C. (2011). An Economic Analysis of Energy, Fuels and Chemicals from Forest Biomass. *Cellulose Chemistry and Technology*, **45**(7–8), 455–460.

- ¹⁰¹ Gold, S., and Seuring, S. (2011). Supply chain and logistics issues of bio-energy production. *Journal of Cleaner Production*, **19**(1), 32–42.
- ¹⁰² Stuart, P. (2006). The forest biorefinery: Survival strategy for Canada's pulp and paper sector? *Pulp & Paper Canada*, **107**(6), 13–16.
- ¹⁰³ Mabee, W.E. (2013). Progress in the Canadian biorefining sector. *Biofuels*, **4**(4), 437–452.
- ¹⁰⁴ Mansuy, N. et al. (2017). Estimating the spatial distribution and locating hotspots of forest biomass from harvest residues and fire-damaged stands in Canada's managed forests. *Biomass and Bioenergy*, **97**, 90–99.
- ¹⁰⁵ Laan, T., Litman, T.A., and Steenblik, R. (2009). Biofuels— at what cost? *Government support for ethanol and biodiesel in Canada*. Winnipeg: International Institute for Sustainable Development.
- ¹⁰⁶ O'Connor, D. (2011). *Biodiesel GHG emissions, past, present, and future*. Report T39-T1a to IEA Bioenergy Task 39.
- ¹⁰⁷ (S&T)² Consultants Inc. (2009). *An examination of the potential for improving carbon/energy balance of bioethanol*. Report T39-TR1 to IEA Bioenergy Task 39.
- ¹⁰⁸ US Energy Information Administration. (2016). https://www.eia.gov/environment/emissions/co2_vol_mass.cfm
- ¹⁰⁹ Brandt, A.R. et al. (2014). Methane leaks from North American natural gas systems. *Science*, **343**(6172), 733–735.
- ¹¹⁰ Howarth, R.W. (2015). Methane emissions and climatic warming risk from hydraulic fracturing and shale gas development: implications for policy. *Energy and Emissions Control Technologies*, **3**, 45–54.
- ¹¹¹ Lavoie, TN. et al. (2017). Assessing the Methane Emissions from Natural Gas-Fired Power Plants and Oil Refineries. *Environmental Science & Technology*, **51**(6), 3373–3381.
- ¹¹² Shafiei, E. et al. (2016). Analysis of supply-push strategies governing the transition to biofuel vehicles in a market-oriented renewable energy system. *Energy*, **94**, 409–421.
- ¹¹³ Hacatoglu, K., McLellan, P.J., and Layzell, D.B. (2010). Production of bio-synthetic natural gas in Canada. *Environmental Science & Technology*, **44**(6), 2183–2188.
- ¹¹⁴ Matzen, M., and Demirel, Y. (2016). Methanol and dimethyl ether from renewable hydrogen and carbon dioxide: Alternative fuels production and life-cycle assessment. *Journal of Cleaner Production*, **139**, 1068–1077.
- ¹¹⁵ <http://www.cbc.ca/news/canada/british-columbia/carbon-capture-squamish-1.3263855>
- ¹¹⁶ Huang, H., Pang, K., and Tang, Y. (2014). Effects of Exchange Rates on Employment in Canada. *Canadian Public Policy*, **40**(4), 339–352.
- ¹¹⁷ Statistics Canada. (2016). CANSIM Table 379-0029. <http://www5.statcan.gc.ca/cansim/a26?lang=eng&id=3790029#F6>
- ¹¹⁸ International Energy Agency. (2016). *Energy Policies of IEA Countries: Canada 2015 Review*. Paris: IEA. p. 125–130.
- ¹¹⁹ Wignaraja, G., ed. (2003). *Competitive analysis and strategy*. Pages 15–60 in *Competitiveness Strategy in Developing Countries*. New York: Routledge.
- ¹²⁰ Beale, E. et al. (2015). *Provincial Carbon Pricing and Competitiveness Pressures: Guidelines for Business and Policymakers*. Canada's Ecofiscal Commission.
- ¹²¹ Bruvoll, A., and Larsen, B.M. (2004). Greenhouse gas emissions in Norway: do carbon taxes work? *Energy Policy*, **32**(4), 493–505.
- ¹²² Rivers, N., and Schaufele, B. (2015). The Effect of Carbon Taxes on Agricultural Trade. *Canadian Journal of Agricultural Economics/Revue canadienne d'agroeconomie*, **63**(2), 235–257.
- ¹²³ Bernard, A.L., Fischer, C., and Fox, A.K. (2007). Is there a rationale for output-based rebating of environmental levies? *Resource and Energy Economics*, **29**(2), 83–101.
- ¹²⁴ SolAbility. (2016). *The Global Sustainable Competitiveness Index*. Zurich, Seoul.
- ¹²⁵ <http://www.theglobeandmail.com/news/national/canada-in-middle-of-the-pack-in-global-poll-on-environmental-concern/article24025494/>
- ¹²⁶ Aragón-Correa, J.A. et al. (2008). Environmental strategy and performance in small firms: A resource-based perspective. *Journal of Environmental Management*, **86**(1), 88–103.
- ¹²⁷ Lefebvre, E., Lefebvre, L. A., and Talbot, S. (2001). Life cycle design approach in SMEs. *The International Journal of Life Cycle Assessment*, **6**(5), 273–280.
- ¹²⁸ Bekk, M. et al. (2016). Greening the competitive advantage: antecedents and consequences of green brand equity. *Quality & Quantity*, **50**(4), 1727–1746.
- ¹²⁹ Patton, D., and Worthington, I. (2003). SMEs and environmental regulations: a study of the UK screen-printing sector. *Environment and Planning C: Government and Policy*, **21**(4), 549–566.
- ¹³⁰ Slawinski, N., and Bansal, P. (2012). A matter of time: Temporal perspectives in organizational responses to climate change. *Organization Studies*, **33**(11), 1537–1563.
- ¹³¹ <http://www.cosia.ca/>
- ¹³² Henriques, I., and Sadorsky, P. (1999). The relationship between environmental commitment and managerial perceptions of stakeholder importance. *Academy of Management Journal*, **42**(1), 87–99.
- ¹³³ Dixon-Fowler, H.R. et al. (2013). Beyond “does it pay to be green?” A meta-analysis of moderators of the CEP-CFP relationship. *Journal of Business Ethics*, **112**(2), 353–366.
- ¹³⁴ The Council of Canadian Academies. (2013). *Paradox Lost: Explaining Canada's Research Strengths and Innovation Weakness*. Ottawa: The Council of Canadian Academies.
- ¹³⁵ Fagerberg, J. (2005). *Innovation: A Guide to the literature*. Chapter 1 in J. Fagerberg, D.C. Mowery, and R.R. Nelson, *The Oxford Handbook of Innovation*. Oxford: Oxford University Press.
- ¹³⁶ Nemet, G.F. (2009). Demand-Pull, Technology-Push, and Government-Led Incentives for Non-Incremental Technical Change. *Research Policy*, **38**(5), 700–709.

- ¹³⁷ Foxon, T., and Pearson, P. (2008). Overcoming barriers to innovation and diffusion of cleaner technologies: some features of a sustainable innovation policy regime. *Journal of Cleaner Production*, **16**(1), S148–S161.
- ¹³⁸ Frankfurt School-UNEP Centre. (2016). *Global Trends in Renewable Energy Investment 2016*.
- ¹³⁹ Natural Resources Canada. (2012–2017). *Energy Fact Books 2012–2013, 2013–2014, 2014–2015 and 2016–2017*.
- ¹⁴⁰ http://www.conferenceboard.ca/commentaries/oe/15-09-29/canada_s_competitiveness_performance_cautious_optimism_but_room_for_improvement.aspx
- ¹⁴¹ Jenkins, T. et al. (2010). *Innovation Canada: A Call to Action*. Review of Federal Support to Research and Development—Expert Panel Report.
- ¹⁴² Bak, C. (2017). *Generating growth from innovation for the low-carbon economy: Exploring Safeguards in Finance and Regulation*. CIGI Papers No. 117. Waterloo: Centre for International Governance Innovation.
- ¹⁴³ Haley, B. et al. (2016). *Accelerating Clean Innovation in Canada's Energy and Natural Resource Sectors—The Role of Public Policy and Institutions*. A Report to the Social Sciences and Humanities Research Council for Knowledge Synthesis Grant May 13th, 2016.
- ¹⁴⁴ Bak, C. (2016). *Growth, Innovation and COP21*. Centre for International Governance Innovation, Waterloo.
- ¹⁴⁵ Mazzucato, M. (2016). From market fixing to market-creating: a new framework for innovation policy. *Industry and Innovation*, **23**(2), 140–156.
- ¹⁴⁶ <http://www.budget.gc.ca/2017/home-accueil-en.html>
- ¹⁴⁷ Natural Resources Canada. (2012). *Comparative Innovation and Energy Statistics*. Internal Report.
- ¹⁴⁸ Etzion, D. et al. (2017). Unleashing sustainability transformations through robust action. *Journal of Cleaner Production*, **140**, 167–178.
- ¹⁴⁹ Etzion, D., Mantere, S., and Mintzberg, H. *Worldly Strategy for the Global Climate*. Working Paper.
- ¹⁵⁰ Durufle, G., and Carbonneau, L. (2016). *Forging a Cleaner and More Innovative Economy in Canada: The challenges of the financing chain to foster innovation and growth in the cleantech sector*. Cycle Capital Management, Sustainable Development Technology Canada, Ecotech Québec.
- ¹⁵¹ <http://www.canadiansolar.com/>
- ¹⁵² National Round Table on the Environment and the Economy. (2012). *Framing the Future: Embracing the Low-Carbon Economy*. Canada.
- ¹⁵³ McKinsey & Co. (2012). *Opportunities for Canadian energy technologies in global markets*. An analysis commissioned by NRCan.
- ¹⁵⁴ Analytica Advisors. (2016). 2015 Canadian Clean Technology Industry Report. Ottawa, p. 55. *Information about the Canadian Clean Technology industry is derived from the 2016 Canadian Clean Technology Report authored by and copyright in which is owned by Analytica Advisors Inc. For a copy of the complete report or for permission to license any such information included in this publication, please contact Analytica Advisors at info@analytica-advisors.com.*
- ¹⁵⁵ Analytica Advisors. (2016). 2015 Canadian Clean Technology Industry Report. Ottawa, p. 83.
- ¹⁵⁶ Analytica Advisors. (2016). 2015 Canadian Clean Technology Industry Report. Ottawa, p. 101.
- ¹⁵⁷ Kempener, R., and Neumann, F. (2014). *Wave Energy Technology Brief*. International Renewable Energy Agency.
- ¹⁵⁸ Head, I.M., Gray, N.D., and Larter, S. (2014). Life in the slow lane; biogeochemistry of biodegraded petroleum containing reservoirs and implications for energy recovery and carbon management. *Frontiers in Microbiology*, **5**, 566.
- ¹⁵⁹ Tester, J.W. et al. (2006). *The Future of Geothermal Energy: Impact of Enhanced Geothermal Systems (EGS) on the United States in the 21st Century*. Cambridge: Massachusetts Institute of Technology.
- ¹⁶⁰ Council of Canadian Academies. (2014). *Enabling Sustainability in an Interconnected World: The Expert Panel on the Potential for New and Innovative Uses of Information and Communications Technologies (ICT) for Greening Canada*.
- ¹⁶¹ The valley of death is a common expression referring to the difficulty of financing innovation start-up. Weyant, J.P. (2011). Accelerating the development and diffusion of new energy technologies: Beyond the “valley of death”. *Energy Economics*, **33**(4), 674–682.
- ¹⁶² Frankfurt School-UNEP Centre, and Bloomberg New Energy Finance. (2017). *Global Trends in Renewable Energy Investment 2017*.
- ¹⁶³ OECD. (2016). http://stats.oecd.org/Index.aspx?DataSetCode=FFS_CAN
- ¹⁶⁴ Government of Canada. (2016). *Pan-Canadian Framework on Clean Growth and Climate Change: Canada's Plan to Address Climate Change and Grow the Economy*. Annex 1.
- ¹⁶⁵ Cumming, D., Henriques, I., and Sadorsky, P. (2016). ‘Cleantech’ venture capital around the world. *International Review of Financial Analysis*, **44**, 86–97.
- ¹⁶⁶ Green bonds are similar to other government bonds (e.g., Canada Savings Bonds) but the emphasis is on using the money raised from the sale of bonds to fund low carbon and environmentally focused projects.
- ¹⁶⁷ The World Bank. (2015). *Green Bonds Attract Private Sector Climate Finance*. World Bank Brief.
- ¹⁶⁸ <http://business.financialpost.com/news/fp-street/ontario-prices-second-round-of-green-bonds-750-million-at-1-95-for-seven-years>
- ¹⁶⁹ http://www.finances.gouv.qc.ca/en/RI_GB_Green_Bonds.asp
- ¹⁷⁰ Schneider, N. (2015). Revisiting Divestment. *Hastings Law Journal*, **66**, 589–615.
- ¹⁷¹ <https://www.cdp.net/en>

- ¹⁷² Arabella Advisors. (2016). *The global fossil fuel divestment and clean energy investment movement*.
- ¹⁷³ Griffin, P.A. et al. (2015). Science and the stock market: Investors' recognition of unburnable carbon. *Energy Economics*, **52**(A), 1-12.
- ¹⁷⁴ Lecocq, F., and Shalizi, Z. (2014). The economics of targeted mitigation in infrastructure. *Climate Policy*, **14**(2), 187-208.
- ¹⁷⁵ UNFCCC. (2007). *Investment and Financial Flows to Address Climate Change*.
- ¹⁷⁶ National Roundtable on the Environment and Economy. (2011). *Paying the price: The economic impacts of climate change in Canada*. Report O4.
- ¹⁷⁷ Melton, N. et al. (2012). *Investment and lock-in analysis for Canada: Low-carbon scenarios for 2050 – Final Report*. Navius Research Report prepared for National Round Table on the Environment and the Economy.
- ¹⁷⁸ Natural Resources Canada. (2016). *Energy Fact Book 2016-2017*.
- ¹⁷⁹ Petroleum Labour Market Information. (2015). *HR Trends and Insights: Falling Oil Prices and Decreased Industry Spending – Employment Impacts*. These number are based on the calculation that the industry provided 535,000 direct and indirect jobs in Canada in 2015, a number that is based on Statistics Canada's input-output model, which some believe has a generous estimate of the multiplier effect on employment.
- ¹⁸⁰ International Energy Agency. (2016). *Energy Policies of IEA Countries: Canada 2015 Review*. Paris: IEA.
- ¹⁸¹ Statistics Canada. (2017). CANSIM Table 383-0031. <http://www5.statcan.gc.ca/cansim/a26?lang=eng&id=3830031>
- ¹⁸² Hildebrand, L. (2016). *Workers' Climate Plan Report: A Blueprint for Sustainable Jobs and Energy*. Iron and Earth, and Energy Futures Lab.
- ¹⁸³ Morris, C., and Pehnt, M. (2012-2017). *Energy Transition: The German Energiewende*. R. Bertram, S. Groll, and K. Glastra, eds. Heinrich Böll Foundation.
- ¹⁸⁴ Lucon, O. et. al. (2014). *Buildings*. In O. Edenhofer, Climate Change 2014: Mitigation of Climate Change. *Contribution of Working Group III to the Fifth Assessment Report of the Intergovernmental Panel on Climate Change*. Cambridge and New York: Cambridge University Press.
- ¹⁸⁵ Garrett-Peltier, H. (2017). Green versus brown: Comparing the employment impacts of energyefficiency, renewable energy, and fossil fuels using an input-output model. *Economic Modelling*, **61**, 439-447.
- ¹⁸⁶ Johansson, T.B. et al., eds. (2012). *Global Energy Assessment: Towards a Sustainable Future*. International Institute for Applied Systems Analysis. Cambridge: Cambridge University Press.
- ¹⁸⁷ <https://www.saskatchewan.ca/business/invest-and-economic-development/key-economic-sectors>
- ¹⁸⁸ Alberta Government. (2016). *Highlights of the Alberta Economy*.
- ¹⁸⁹ <http://business.financialpost.com/executive/looking-beyond-oil-these-three-industries-will-drive-growth-in-alberta>
- ¹⁹⁰ Verge, R. (2010). The Fishery of the Future: A Troubled History. *Newfoundland Quarterly*, **103**(3), 33-37.
- ¹⁹¹ Government of Newfoundland and Labrador. (2016). *The Economy 2016*.
- ¹⁹² <http://www.btcrcd.gov.nl.ca/sectordev/ocean.html>
- ¹⁹³ Russel, D., and Jordan, A. (2009). Joining up or pulling apart? The use of appraisal to coordinate policy making for sustainable development. *Environment and Planning A*, **41**(5), 1201-1216.
- ¹⁹⁴ International Energy Agency. (2015). *World Energy Outlook 2015*. Paris: IEA.
- ¹⁹⁵ Greenwood, D. (2012). The challenge of policy coordination for sustainable sociotechnical transitions: the case of the zero-carbon homes agenda in England. *Environment and Planning C: Government and Policy*, **30**(1), 162-179.
- ¹⁹⁶ Environment and Climate Change Canada. (2016). *National Inventory Report 1990-2014: Greenhouse Gas Sources and Sinks in Canada*.
- ¹⁹⁷ <http://bit.ly/2otkmFy>
- ¹⁹⁸ Bataille, C. (2016). *Review of Canadian Deep GHG Emission Reduction Studies: Some Near-Term Lessons for Stakeholders and Policy Makers: White Paper Draft V.2*. Source: <http://bit.ly/2mSS2f6>
- ¹⁹⁹ Environment and Climate Change Canada. (2016). *Canada's Mid-Century Long-Term Low-Greenhouse Gas Development Strategy*. Gatineau: Government of Canada.
- ²⁰⁰ Government of Canada. (2016). *Pan-Canadian Framework on Clean Growth and Climate Change: Canada's Plan to Address Climate Change and Grow the Economy*.
- ²⁰¹ Government of Alberta. (2008). *Alberta's 2008 Climate Change Strategy*.
- ²⁰² Government of Canada. (2015). Federal, provincial, and territorial relations. <https://www.canada.ca/en/environment-climate-change/briefing/federal-provincial-territorial-relations.html#ep>
- ²⁰³ Government of British Columbia. (2008). *Climate Action for the 21st Century*.
- ²⁰⁴ Government of Manitoba. (2015). *Manitoba's Climate Change and Green Economy Action Plan*.
- ²⁰⁵ Government of Nova Scotia. (2015). *Our Electricity Future: Nova Scotia's Electricity Plan 2015-2040*.
- ²⁰⁶ Government of Northwest Territories. (2015). *Northwest Territories Greenhouse Gas Emission Summary Report 2015*.
- ²⁰⁷ <http://www.mddelcc.gouv.qc.ca/changementsclimatiques/engagement-quebec-en.asp>
- ²⁰⁸ Environment and Climate Change Canada. (2016). *Canada's Mid-Century Long-Term Low-Greenhouse Gas Development Strategy*. Gatineau: Government of Canada.
- ²⁰⁹ Values from 1990 to 2014: Environment and Climate Change Canada. (2016). *National Inventory Report 1990-2014: Greenhouse Gas Sources and Sinks in Canada*.

- ²¹⁰ <https://www.iea.org/policiesandmeasures/renewableenergy/>
- ²¹¹ <https://www.iea.org/policiesandmeasures/energyefficiency/>
- ²¹² Hughes, L., and Urpelainen, J. (2015). Interests, institutions, and climate policy: Explaining the choice of policy instruments for the energy sector. *Environmental Science and Policy*, **54**, 52–63.
- ²¹³ Jaccard, M., Hein, M., and Vass, T. (2016). *Is Win-Win Possible? Can Canada's Government Achieve Its Paris Commitment... and Get Re-Elected?* ERMG, School of Resource and Environmental Management, Simon Fraser University.
- ²¹⁴ Hughes, L., and Urpelainen, J. (2015). Interests, institutions, and climate policy: Explaining the choice of policy instruments for the energy sector. *Environmental Science & Policy*, **54**, 52–63.
- ²¹⁵ <http://www.budget.gc.ca/2017/home-accueil-en.html>
- ²¹⁶ Levin, K. et al. (2014). Overcoming the tragedy of super wicked problems: constraining our future selves to ameliorate global climate change. *Policy Sciences*, **45**(2), 123–152.
- ²¹⁷ Vischer, R.K. (2001). Subsidiarity as a principle of governance: beyond devolution. *Indiana Law Review*, **35**, 103–142.
- ²¹⁸ Martinez de Anguita, P., Angeles Martin, M., and Clare, A. (2014). Environmental subsidiarity as a guiding principle for forestry governance: Application to payment for ecosystem services and REDD+ architecture. *Journal of Agriculture and Environmental Ethics*, **27**, 617–631.
- ²¹⁹ Moser, P. (2013). *100% renewable energy regions in Germany*. deENet/IdE Institute decentralised Energy Technologies Workshop presentation.
- ²²⁰ Susskind, L., and Cruikshank, J. (1987). *Breaking the impasse: Consensual approaches to resolving public disputes*. New York: Basic Books.
- ²²¹ Ansell, C., and Gash, A. (2008). Collaborative governance in theory and practice. *Journal of Public Administration Research and Theory*, **18**(4), 543–571.
- ²²² Dale, A. (2015). Prioritizing Policy. Protecting nature by ensuring that the law is for the land. *Alternatives Journal*, **41**(1), 77–80.
- ²²³ Dale, A., Burch, S., and Robinson, J. Forthcoming. *Multi-level governance of sustainability transitions in Canada: Policy alignment, innovation and evaluation*. In S. Hughes, E. Chu and S. Mason, *Climate Change in Cities: Innovations in Multi-Level Governance*. Springer.
- ²²⁴ Energy Dialogue Group. (2004). *Letter to President of the Treasury Board*.
- ²²⁵ Ragan, C. et al. (2015). *The Way Forward: A Practical Approach to Reducing Canada's Greenhouse Gas Emissions*. Canada's EcoFiscal Commission.
- ²²⁶ May, P.J. (1992). Policy learning and failure. *Journal of Public Policy*, **12**(4), 331–354.
- ²²⁷ Sabel, C.H., and Zeitlin, J. (2008). Learning from difference: the new architecture of experimentalist governance in the EU. *European Law Journal*, **14**(3), 271–327.
- ²²⁸ Friends of the Oldman River Society v. Canada (Minister of Transport), [1992] 1 R.C.S. 3.
- ²²⁹ Gore, C.D. (2010). The limits and opportunities of networks: Municipalities and Canadian climate change policy. *Review of Policy Research*, **27**(1), 27–46.
- ²³⁰ 114957 Canada Ltée (Spraytech, Société d'arrosage) v. Hudson (Town), [2001] 2 S.C.R. 241.
- ²³¹ Dale, A. (2001). *At the Edge: Sustainable development in the 21st Century*. Vancouver: UBC Press.
- ²³² Dale, A. (2008). *Governance for sustainable development: As if it mattered?* Pages 54–71 in Innovation, Science and Environment 2009–2010. Special Edition—Charting Sustainable Development in Canada 1987–2007. Montreal: McGill-Queen's University Press.
- ²³³ Wüstenhagen, R., Wolsink, M., and Bürer, M.J. (2007). Social acceptance of renewable energy innovation: An introduction to the concept. *Energy Policy*, **35**(5), 2683–2691.
- ²³⁴ Avelino, F., and Wittmayer, J.M. (2016). Shifting power relations in sustainability transitions: a multi-actor perspective. *Journal of Environmental Policy & Planning*, **18**(5), 628–649.
- ²³⁵ Apostol, D. et al., eds. (2016). *The Renewable Energy Landscape: Preserving Scenic Values in our Sustainable Future*. London, New York: Routledge.
- ²³⁶ Elliott, D., ed. (2003). *Energy, Society and Environment*. Abingdon: Routledge.
- ²³⁷ Bollinger, B., and Gillingham, K. (2012). Peer effects in the diffusion of solar photovoltaic panels. *Marketing Science*, **31**(6), 900–912.
- ²³⁸ Salter, J. (2015). *Energy in Place: A Case Study and Mental Models Analysis of Engagement in Community Scale Energy Planning*. PhD thesis. University of British Columbia.
- ²³⁹ Senbel, M., Ngo, V.D., and Blair, E. (2014). Social mobilization of climate change: University students conserving energy through multiple pathways for peer engagement. *Journal of Environmental Psychology*, **38**, 84–93.
- ²⁴⁰ Vine, E.L., and Jones, C.M. (2016). Competition, carbon, and conservation: Assessing the energy savings potential of energy efficiency competitions. *Energy Research & Social Science*, **19**, 158–176.
- ²⁴¹ Sheppard, S.R.J. et al. (2015). *Special Report—A Synthesis of PICS-Funded Social Mobilization Research*. Prepared for Pacific Institute for Climate Solutions (PICS). Climate Change: Impacts & Responses Conference, Victoria, BC.
- ²⁴² Scurr, C., and Beaudry, J. (2011). *Final Report: Gap Analysis First Nations Climate Change Adaptation South of 60 Degrees Latitude*. Assembly of First Nations.
- ²⁴³ Mäki-Opas, T.E. et al. (2016). The contribution of travel-related urban zones, cycling and pedestrian networks and green space to commuting physical activity among adults—a cross-sectional population-based study using geographical information systems. *BMC Public Health*, **16**(1), 760.
- ²⁴⁴ Nagel, J., Dietz, T., and Broadbent, J. (2010). *Workshop on Sociological Perspectives on Global Climate Change*. National Science Foundation, and American Sociological Association.

- ²⁴⁵ Teelucksingh, C. et al. (2016). Environmental justice in the environmental non-governmental organization landscape of Toronto (Canada). *The Canadian Geographer*, **60**(3), 381-393.
- ²⁴⁶ Bouchard-Bouliane, E. (2015). *The Role of Workers in the Transition to a Low-carbon Economy*. Pages 65-68 in D. Sharma and C. Potvin, eds. *Acting on Climate Change: Extending the Dialogue Among Canadians*. Montreal: Sustainable Canada Dialogues.
- ²⁴⁷ Stern, N. (2006). *The Economics of Climate Change: The Stern Review*. London: H.M. Treasury.
- ²⁴⁸ Metcalf, G., and Weisbach, D. (2009). The Design of a Carbon Tax. *Harvard Environmental Law Review*, **33**, 499-556.
- ²⁴⁹ Jaccard, M., Hein, M., and Vass, T. (2016). *Is Win-Win Possible? Can Canada's Government Achieve Its Paris Commitment... and Get Re-Elected?* ERMG, School of Resource and Environmental Management, Simon Fraser University.
- ²⁵⁰ Jaccard, M., Hein, M., and Vass, T. (2016). *Is Win-Win Possible? Can Canada's Government Achieve Its Paris Commitment... and Get Re-Elected?* ERMG, School of Resource and Environmental Management, Simon Fraser University.
- ²⁵¹ Mazzucato, M. (2016). From market fixing to market-creating: a new framework for innovation policy. *Industry and Innovation*, **23**(2), 140-156.
- ²⁵² Rhodes, E., Axsen, J., and Jaccard, M. (2017). Exploring Citizen Support for Different Types of Climate Policy. *Ecological Economics*, **137**, 56-69.
- ²⁵³ Jaccard, M., Hein, M., and Vass, T. (2016). *Is Win-Win Possible? Can Canada's Government Achieve Its Paris Commitment... and Get Re-Elected?* ERMG, School of Resource and Environmental Management, Simon Fraser University.
- ²⁵⁴ Jordan, A., and Huitema, D. (2014). Policy innovation in a changing climate: sources, patterns and effects. *Global Environmental Change*, **29**, 387-394.
- ²⁵⁵ Fisher, C., and Newell, R.G. (2008). Environmental and technology policies for climate mitigation. *Journal of Environmental Economics and Management*, **55**(2), 142-162.
- ²⁵⁶ Kitzing, L., and Mitchell, C. (2014). *Achieving energy transitions: which RES policies are best applied when?* Energy Transitions International Conference. Joensuu: UEF Law School.
- ²⁵⁷ Sperling, D., and Eggert, A. (2014). California's climate and energy policy for transportation. *Energy Strategy Reviews*, **5**, 88-94.
- ²⁵⁸ Jordan, A., and Huitema, D. (2014). Policy innovation in a changing climate: sources, patterns and effects. *Global Environmental Change*, **29**, 387-394.
- ²⁵⁹ Sandén, B.A. (2004). Technology path assessment for sustainable technology development. *Innovation: Management, Policy and Practice*, **6**(2), 316-330.
- ²⁶⁰ For a discussion of technology-neutral versus technology-specific policy designs, see Sandén, B.A., and Azar, C. (2005). Near-term technology policies for long-term climate targets: economy wide versus technology specific approaches. *Energy Policy*, **33**(12), 1557-1576.
- ²⁶¹ Azar, C., and Sandén, B.A. (2011). The elusive quest for technology-neutral policies. *Environmental Innovation and Societal Transitions*, **1**(1), 135-139.
- ²⁶² Apostol, D. et al., eds. (2016). *The Renewable Energy Landscape: Preserving Scenic Values in our Sustainable Future*. London, New York: Routledge.
- ²⁶³ Smardon, R., and Pasqualetti, M.J. (2017). *Social acceptance of renewable energy landscapes*. Chapter 5 in D. Apostol et al., eds. *The Renewable Energy Landscape: Preserving Scenic Values in our Sustainable Future*. London, New York: Routledge.
- ²⁶⁴ Lehmann, S. (2016). Sustainable urbanism: towards a framework for quality and optimal density? *Future Cities and Environment*, **2**(1), 8.
- ²⁶⁵ Bollinger, B., and Gillingham, K. (2012). Peer Effects in the Diffusion of Solar Photovoltaic Panels. *Marketing Science*, **31**(6), 900-912.
- ²⁶⁶ Torrie, R. (2015). *Some reflections on climate change response policy*. Pages 56-63 in D. Sharma and C. Potvin, *Acting on Climate Change: Extending the Dialogue Among Canadians*. Montreal: Sustainable Canada Dialogues.
- ²⁶⁷ Haley, B. (2017). Designing the public sector to promote sustainability transitions: Institutional principles and a case study of ARPA-E. *Environmental Innovation and Societal Transitions*, in press.
- ²⁶⁸ Jegen, M., and Phillion, X.D. (2017). Power and smart meters: A political perspective on the social acceptance of energy projects. *Canadian Public Administration*, **60**(1), 68-88.
- ²⁶⁹ Grubler, A. (2012). Energy transitions research: Insights and cautionary tales. *Energy Policy*, **50**, 8-16.
- ²⁷⁰ Miller, R.G., and Sorrell, S.R. (2014). The future of oil supply. *Philosophical Transactions of the Royal Society A*, **372**, 20130179.
- ²⁷¹ Morozov, A. et al. (2014). *Design and optimization of a drive-train with two-speed transmission for electric delivery step van*. IEEE International Electric Vehicle Conference.
- ²⁷² Nahlik, M.J. et al. (2015). Goods Movement life cycle assessment for greenhouse gas reduction goals. *Journal of Industrial Ecology*, **20**(2), 317-328.
- ²⁷³ Lai, Y.-C., Hsu, C.-E., and Wu, M.-H. (2016). Routing Trains with Consideration of Congestion-Induced Link and Node Delay. *Journal of Transportation Engineering*, **142**(3).
- ²⁷⁴ Islam, D.M.Z., Ricci, S., and Nelldal, B.-L. (2016). How to make modal shift from road to rail possible in the European transport market, as aspired to in the EU Transport White Paper 2011. *European Transport Research Review*, **8**(18).
- ²⁷⁵ <https://cleantechnica.com/2016/09/14/proterra-unveils-new-electric-buses-350-mile-range-catalyst-e2-series/>
- ²⁷⁶ Mordor Intelligence. (2016). *Global Automotive Electric Bus Market—Growth, Trends and Forecasts (2016 - 2021)*. Mordor Intelligence LLP.
- ²⁷⁷ MacKay, D.J.C. (2009). *Sustainable Energy—Without the Hot Air*. Cambridge: UIT.

- ²⁷⁸ <http://www.ev-volumes.com/country/total-world-plug-in-vehicle-volumes/>
- ²⁷⁹ Sussams, L., and Leaton, J. (2008). *Expect the Unexpected: The Disruptive Power of Low-carbon Technology*. The Carbon Tracker Initiative.
- ²⁸⁰ <https://cleantechnica.com/2017/01/21/new-tesla-model-s-100d-option-features-335-mile-range/>
- ²⁸¹ Schoitsch, E. (2016). *Autonomous Vehicles and Automated Driving Status, Perspectives and Societal Impact*. IDIMT 2016 Proceedings.
- ²⁸² <https://www.technologyreview.com/s/601582/teslas-first-autonomous-vehicle-may-arrive-before-the-model-3/>
- ²⁸³ <http://www.latimes.com/business/technology/la-fi-hy-tesla-google-20160701-snap-story.html>
- ²⁸⁴ Schoitsch, E. (2016). *Autonomous Vehicles and Automated Driving Status, Perspectives and Societal Impact*. IDIMT 2016 Proceedings.
- ²⁸⁵ Ohnemus, M., and Perl, A. (2016). Shared Autonomous Vehicles: Catalyst of New Mobility for the Last Mile? *Built Environment*, **42**(4), 589-602.
- ²⁸⁶ Jaccard, M., Hein, M., and Vass, T. (2016). *Is Win-Win Possible? Can Canada's Government Achieve Its Paris Commitment... and Get Re-Elected?* ERMG, School of Resource and Environmental Management, Simon Fraser University.
- ²⁸⁷ <http://policyoptions.irpp.org/magazines/january-2017/making-electric-vehicles-happen-in-canada>
- ²⁸⁸ McKinsey & Co. (2012). *Opportunities for Canadian energy technologies in global markets*. An analysis commissioned by NRCan.
- ²⁸⁹ Wolinetz, M., and Axsen, J. (2017). How policy can build the plug-in electric vehicle market: Insights from the REspondent-based Preference and Constraints (REPAC) model. *Technological Forecasting & Social Change*, **117**, 238-250.
- ²⁹⁰ Sperling, D., and Eggert, A. (2014). California's climate and energy policy for transportation. *Energy Strategy Reviews*, **5**, 88-94.
- ²⁹¹ Wadud, Z., MacKenzie, D., and Leiby, P. (2016). Help or hindrance? The travel, energy and carbon impacts of highly automated vehicles. *Transportation Research Part A: Policy and Practice*, **86**, 1-18.
- ²⁹² Statistics Canada. (2017). <https://www12.statcan.gc.ca/census-recensement/2016/dp-pd/hlt-fst/pd-pl/Table.cfm?Lang=Eng&T=205&S=3&RPP=100>
- ²⁹³ Bulkeley, H., and Betsill, M.M. (2005). Rethinking sustainable cities: multilevel governance and the 'urban' politics of climate change. *Environmental Politics*, **14**(1), 42-63.
- ²⁹⁴ Etzion, D., Mantere, S., and Mintzberg, H. *Worldly Strategy for the Global Climate*. Working Paper.
- ²⁹⁵ Sheppard, S.R.J. et al. (2015). *Special Report—A Synthesis of PICS-Funded Social Mobilization Research*. Prepared for Pacific Institute for Climate Solutions (PICS). Climate Change: Impacts & Responses Conference, Victoria, BC.
- ²⁹⁶ O'Brien, W. et al. (2010). The relationship between net energy use and the urban density of solar buildings. *Environment and Planning B: Urban Analytics and City Science*, **37**(6), 1002-1021.
- ²⁹⁷ Sheppard, S., Pond, E., and Campbell, C. (2008). *Low-carbon, attractive, resilient communities: New imperatives for sustainable retrofitting of existing neighbourhoods*. Climate Change and Urban Design - Third Annual Congress of the Council for European Urbanism. Oslo.
- ²⁹⁸ Statistics Canada. (2017). <https://www12.statcan.gc.ca/census-recensement/2016/dp-pd/hlt-fst/pd-pl/Table.cfm?Lang=Eng&T=205&S=3&RPP=100>
- ²⁹⁹ The New Climate Economy. (2014). *Better Growth, Better Climate: The Synthesis Report*. The Global Commission on the Economy and Climate.
- ³⁰⁰ Gilmour, B., and Warren, J. (2008). *The New District Energy: Building Blocks for Sustainable Community Development: On-Line Handbook*. Canadian Urban Institute.
- ³⁰¹ Akbari, H. (2005). *Energy Saving Potentials and Air Quality Benefits of Urban Heat Island Mitigation*. Lawrence Berkeley National Laboratory.
- ³⁰² Nowak, D.J. et al. (2017). Residential building energy conservation and avoided power plant emissions by urban and community trees in the United States. *Urban Forestry & Urban Greening*, **21**, 158-165.
- ³⁰³ Alexander, C., and DePratto, B. (2014). *The Value of Urban Forests in Cities Across Canada. Special Report*. TD Economics.
- ³⁰⁴ Architecture 2030. (2014). *Roadmap to Zero Emissions*. Submission to the Ad Hoc Working Group on the Durban Platform for Enhanced Action.
- ³⁰⁵ Gouldson, A. et al. (2015). *Accelerating Low-Carbon Development in the World's Cities: Working Paper*. The New Climate Economy.
- ³⁰⁶ <http://www.canadianconsultingengineer.com/features/varenes-net-zero-library-award-excellence/>
- ³⁰⁷ <http://vancouver.ca/green-vancouver/green-buildings.aspx>
- ³⁰⁸ <http://www.ayosmarthome.com/ubc-pilot-home/>
- ³⁰⁹ <http://archinect.com/news/article/149968916/world-s-tallest-wood-building-constructed-in-vancouver>
- ³¹⁰ Natural Resources Canada. (2015). <http://oee.nrcan.gc.ca/corporate/statistics/neud/dpa/showTable.cfm?type=HB§or=res&juris=00&rn=11&page=0>
- ³¹¹ Sandberg, N.H. et al. (2016). Dynamic Building Stock Modelling: Application to 11 European countries to support the energy efficiency and retrofit ambitions of the EU. *Energy and Buildings*, **132**, 26-38.

- ³¹² <http://www1.toronto.ca/wps/portal/contentonly?vgnex-toid=6c4c5e105564f410VgnVCM10000071d60f89RCRD>
- ³¹³ Westerhoff, L. et al. (2017). *Motivating communities to retrofit their homes: The potential of thermal imaging in BC*. Victoria: Pacific Institute for Climate Solutions.
- ³¹⁴ Hay, G.J. et al. (2011). Geospatial Technologies to Improve Urban Energy Efficiency. *Remote Sensing*, **3**(7), 1380–1405.
- ³¹⁵ <https://ucalgary.ca/utoday/issue/2017-03-21/award-winning-geography-research-project-gives-rise-myheat-inc>
- ³¹⁶ Office of Energy Efficiency. (2016). *Energy Efficiency Trends in Canada: 1990 to 2013*. Ottawa: Natural Resources Canada.
- ³¹⁷ Pond, E. et al. (2011). *The Retrofit Challenge: Re-thinking Existing Residential Neighbourhoods for Deep Greenhouse Gas Reductions*. Collaborative for Advanced Landscape Planning, University of British Columbia.
- ³¹⁸ Morency, C., Verreault, H., and Demers, M. (2015). Identification of the minimum size of the shared-car fleet required to satisfy car-driving trips in Montreal. *Transportation*, **42**(3), 435–447.
- ³¹⁹ Martin, E.W. and Shaheen, S.A. (2011). Greenhouse Gas Emission Impacts of Carsharing in North America. *IEEE Transactions on Intelligent Transportation Systems*, **12**(4), 1074–1086.
- ³²⁰ Klinevicius, M., Morency, C. and Trépanier, M. (2014). Assessing Impact of Carsharing on Household Car Ownership in Montreal, Quebec, Canada. *Transportation Research Record: Journal of the Transportation Research Board*, **2416**, 48–55.
- ³²¹ Paquin, R.L. et al. (2014). Communauto: A Big Idea for a Big Market. *Case Research Journal*, **34**(3).
- ³²² Potvin, C. et al. (2015). *Acting on Climate Change: Solutions from Canadian Scholars*. Montreal: Sustainable Canada Dialogues.
- ³²³ <http://sndevcorp.ca>
- ³²⁴ <http://www.sustainablecanadialogues.ca/en/scd/indigenouinnovations>
- ³²⁵ Truth and Reconciliation Commission of Canada. (2012). *Truth and Reconciliation Commission of Canada: Calls to Action*. Winnipeg.
- ³²⁶ Henderson, C. (2013). *Aboriginal Power: Clean Energy and the Future of Canada's First Peoples*. N. Ross, ed. Rainforest Editions.
- ³²⁷ Natural Resources Canada. (2016). <https://www2.nrcan-rncan.gc.ca/eneene/sources/rcd-bce/index.cfm?fuseaction=admin.home1>
- ³²⁸ Smith, K.R. et al. (2012). Energy and Health. Chapter 4 in T.B. Johansson, *Global Energy Assessment—Toward a Sustainable Future*. Cambridge, New York: Cambridge University Press, and Laxenburg: International Institute for Applied Systems Analysis.
- ³²⁹ Maissan, J. et al. (2016). *Successful Clean Energy Projects: Measures, Prerequisites and Stakeholder Concerns: Final Report*. Ottawa: Indigenous and Northern Affairs Canada.
- ³³⁰ Maissan, J. et al. (2016). *Successful Clean Energy Projects: Measures, Prerequisites and Stakeholder Concerns: Final Report*. Ottawa: Indigenous and Northern Affairs Canada.
- ³³¹ <http://atlinhydro.ca>
- ³³² www.trtfn.com
- ³³³ <http://www.migmawei.ca/mwp/>
- ³³⁴ www.muwindfarm.com
- ³³⁵ United Nations General Assembly. (2014). *The situation of indigenous peoples in Canada*. A/HRC/27/52/Add.2
- ³³⁶ Balint, P.J. (2006). Improving Community-Based Conservation near Protected Areas: The Importance of Development Variables. *Environmental Management*, **38**(1), 137–148.
- ³³⁷ Environment and Climate Change Canada. (2016). *Canada's Mid-Century Long-Term Low-Greenhouse Gas Development Strategy*. Gatineau: Government of Canada.
- ³³⁸ Napoleon, V. (2007). *Thinking About Indigenous Legal Orders*. Research Paper for the National Centre for First Nations Governance.
- ³³⁹ Truth and Reconciliation Commission of Canada. (2015). *Honouring the Truth, Reconciling for the Future*. Summary of the Final Report of the Truth and Reconciliation Commission of Canada.
- ³⁴⁰ Layzell, D. et al. (2016). SAGD Cogeneration: Reducing the carbon footprint of oilsands production and the Alberta grid. *CESAR Scenarios*, **1**(4), 1–49.
- ³⁴¹ Hill, R. et al. (2015). Application of molten carbonate fuel cell for CO₂ capture in thermal in situ oil sands facilities. *International Journal of Greenhouse Gas Control*, **41**, 276–284.
- ³⁴² Adams, T. A., and Barton, P. I. (2010). High-efficiency power production from natural gas with carbon capture. *Journal of Power Sources*, **195**(7), 1971–1983.
- ³⁴³ Khamis, I., Koshy, T., and Kavvadias, K.C. (2013). Opportunity for cogeneration in nuclear power plants. *The 2013 World congress on advances in nano, biomechanics, robotics and energy research*, 455–462.
- ³⁴⁴ Cadez, S., and Czerny, A. (2016). Climate change mitigation strategies in carbon-intensive firms. *Journal of Cleaner Production*, **112**(5), 4132–4143.
- ³⁴⁵ Calculated from the data behind Figure 2.2, assuming 6.1 GJ/barrel of oil
- ³⁴⁶ Gordon, D. et al. (2015). *Know Your Oil: Creating a Global Oil Climate Index*. Carnegie Endowment for International Peace.
- ³⁴⁷ Environment and Climate Change Canada. (2016). *Canadian Environmental Sustainability Indicators: Greenhouse Gas Emissions*. Gatineau: Canada.
- ³⁴⁸ Government of Canada. (2016). *Pan-Canadian Framework on Clean Growth and Climate Change: Canada's Plan to Address Climate Change and Grow the Economy*.

- ³⁴⁹ Statistics Canada. (2017). CANSIM Table 379-0031. <http://www5.statcan.gc.ca/cansim/a26>
- ³⁵⁰ Natural Resources Canada. (2016). *Energy Fact Book 2016-2017*.
- ³⁵¹ OECD. (2016). http://stats.oecd.org/Index.aspx?DataSetCode=FFS_CAN
- ³⁵² Canadian Association of Petroleum Producers. (2016). *Statistical Handbook for Canada's Upstream Petroleum Industry*. Table 4.2b.
- ³⁵³ Statistics Canada. (2017). Table 180-0003. <http://www5.statcan.gc.ca/cansim/a26?lang=eng&id=1800003#customizeTab>
- ³⁵⁴ National Energy Board. (2016). *Canada's Energy Future 2016 Update: Energy supply and demand projections to 2040*.
- ³⁵⁵ Gignac, R., and Matthews, H.D. (2015). Allocating a 2°C cumulative carbon budget to countries. *Environmental Research Letters*, **10**(7), 075004.
- ³⁵⁶ Allen, M.R. et al. (2009). Warming caused by cumulative carbon emissions towards the trillionth tonne. *Nature*, **458**(7242), 1163-1166.
- ³⁵⁷ McGlade, C., and Ekins, P. (2015). The geographical distribution of fossil fuels unused when limiting global warming to 2°C. *Nature*, **517**(7533), 187-190.
- ³⁵⁸ Hoberg, G. (2016). *Pipelines and the Politics of Structure: A Case Study of the Trans Mountain Pipeline*. Annual Meeting of the Canadian Political Science Association. Calgary.
- ³⁵⁹ International Energy Agency. (2015). *World Energy Outlook 2015*. Paris: IEA.
- ³⁶⁰ <http://www.theglobeandmail.com/report-on-business/rob-commentary/environmentalists-should-end-the-charade-over-the-oil-sands/article34162796/>
- ³⁶¹ Miller, R.G., and Sorrell, S.R. (2014). The future of oil supply. *Philosophical Transactions of the Royal Society A*, **375**.
- ³⁶² Sussams, L., and Leaton, J. (2008). *Expect the Unexpected: The Disruptive Power of Low-carbon Technology*. The Carbon Tracker Initiative.
- ³⁶³ Meloche, F. (2015). Investing to Facilitate Transition to a Low-carbon Society. Pages 27-31 in D. Sharma and C. Potvin, *Acting on Climate Change: Extending the Dialogue Among Canadians*. Montreal: Sustainable Canada Dialogues.
- ³⁶⁴ Gates, I.D., and Larter, S. (2014). Energy efficiency and emissions intensity of SAGD. *Fuel*, **115**, 706-713.
- ³⁶⁵ Rutqvist, J., Vasco, D.W., and Myer, L. (2010). Coupled reservoir-geomechanical analysis of CO₂ injection and ground deformations at In Salah, Algeria. *International Journal of Greenhouse Gas Control*, **4**(2), 225-230.
- ³⁶⁶ Verkerke, J.L., Williams, D.J., and Thoma, E. (2014). Remote sensing of CO₂ leakage from geologic sequestration projects. *International Journal of Applied Earth Observation and Geoinformation*, **31**, 67-77.
- ³⁶⁷ e.g., Hasaneen, R., Elsayed, N.A., and Barrufet, M.A. (2014). Analysis of the technical, microeconomic, and political impact of a carbon tax on carbon dioxide sequestration resulting from liquefied natural gas production. *Clean Technologies Environ Policy*, **16**(8), 1597-1613.
- ³⁶⁸ Ahmed, S. et al. (2015). New technology integration approach for energy planning with carbon emission considerations. *Energy Conversion and Management*, **95**, 170-180.
- ³⁶⁹ Stephen, J. (personal communication).
- ³⁷⁰ Van der Ploeg, F. (2016). Fossil fuel producers under threat. *Oxford Review of Economic Policy*, **32**(2), 206-222.
- ³⁷¹ Council of Canadian Academies. (2015). *Technology and Policy options for a low-emission energy system in Canada: The Expert Panel on Energy Use and Climate Change*. Ottawa.
- ³⁷² Head, I.M., Gray, N.D., and Larter, S. (2014). Life in the slow lane; biogeochemistry of biodegraded petroleum containing reservoirs and implications for energy recovery and carbon management. *Frontiers in Microbiology*, **5**, 566.
- ³⁷³ Kapadia, P.R. et al. (2013). Practical process design for in situ gasification of bitumen. *Applied Energy*, **107**, 281-296.
- ³⁷⁴ Levin, D.B., and Chahine, R. (2010). Challenges for renewable hydrogen production from biomass. *International Journal of Hydrogen Energy*, **35**(10), 4962-4969.
- ³⁷⁵ <http://news.gc.ca/web/article-en.do?nid=1039219>
- ³⁷⁶ The World Bank. (2004). *Flared Gas Utilization Strategy: Opportunities for Small-scale Uses of Gas*. Global gas flaring reduction - Public-private partnerships. No. 5. Washington: World Bank.
- ³⁷⁷ Soltanieh, M. et al. (2016). A review of global gas flaring and venting and impact on the environment: Case study of Iran. *International Journal of Greenhouse Gas Control*, **49**, 488-509.
- ³⁷⁸ Johnson, M. R., and Coderre, A. R. (2012). Opportunities for CO₂ equivalent emissions reductions via flare and vent mitigation: a case study for Alberta, Canada. *International Journal of Greenhouse Gas Control*, **8**, 121-131.
- ³⁷⁹ Rockström, J. et al. (2017). A roadmap for rapid decarbonization. *Science*, **355**(6331), 1269-1271.
- ³⁸⁰ du Pont, Y. R. et al. (2017). Equitable mitigation to achieve the Paris Agreement goals. *Nature Climate Change*, **7**(1), 38-43.
- ³⁸¹ Vasseur, L. et al. (2017). Complex problems and unchallenged solutions: bringing ecosystem governance to the forefront of the UN Sustainable Development Goals. *Ambio*. Accepted.
- ³⁸² Hughes, L., and Urpelainen, J. (2015). Interests, institutions, and climate policy: Explaining the choice of policy instruments for the energy sector. *Environmental Science and Policy*, **54**, 52-63.
- ³⁸³ Meckling, J. et al. (2015). Winning coalitions for climate policy. *Science*, **349**(6253), 1170-1171.

³⁸⁴ Burch, S. et al. (2014). Triggering transformative change: A development path approach to climate change response in communities. *Climate Policy*, **14**(4), 467-487.

³⁸⁵ <http://bit.ly/2nBf8DW>

³⁸⁶ Sheppard, S.R.J. et al. (2015). *Special Report—A Synthesis of PICS-Funded Social Mobilization Research*. Prepared for Pacific Institute for Climate Solutions (PICS). Climate Change: Impacts & Responses Conference, Victoria, BC.

³⁸⁷ <http://www.energinet.dk/EN/El/Sider/Elssystemet-lige-nu.aspx>

³⁸⁸ <http://atlas.gc.ca/cerp-rpep/en/>

³⁸⁹ Mazzucato, M. (2016). From market fixing to market-creating: a new framework for innovation policy. *Industry and Innovation*, **23**(2), 140-156.



**Let us rise to the occasion
and get it done.**

